



City of  
**Tucker**

# October 2020 Interim Financials

November 23, 2020

# Finance Department

---

1. Converted to POOLED CASH
2. Established GA Fund 1 account
3. Year End reports filed
4. Established Grant Fund #220 for Cares Act
5. Established Tree Fund #206
6. Opened Cash Bond Account



100 – General Fund

206 – Tree Fund

220 – Grant Fund

250 – Multi-Grant

275 – Hotel/Motel

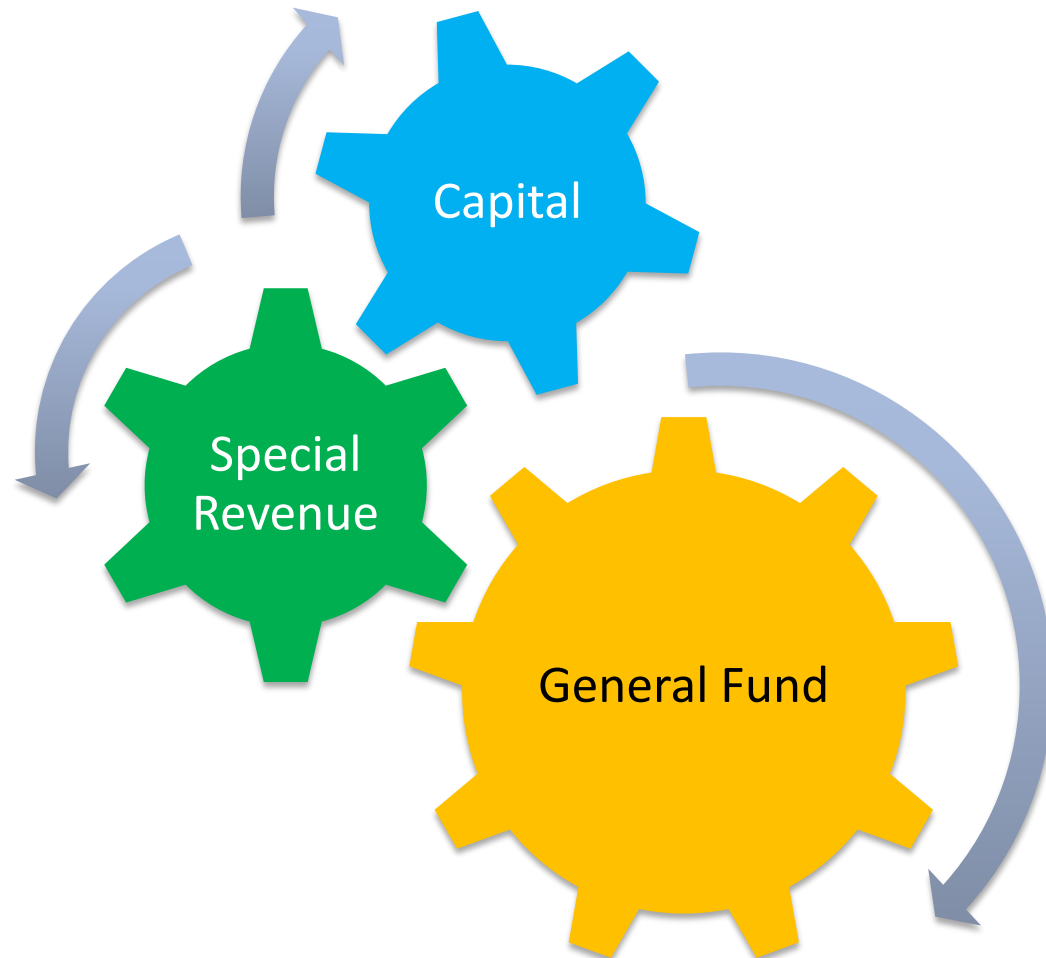
280 – Rental Motor Vehicle

300 – Capital

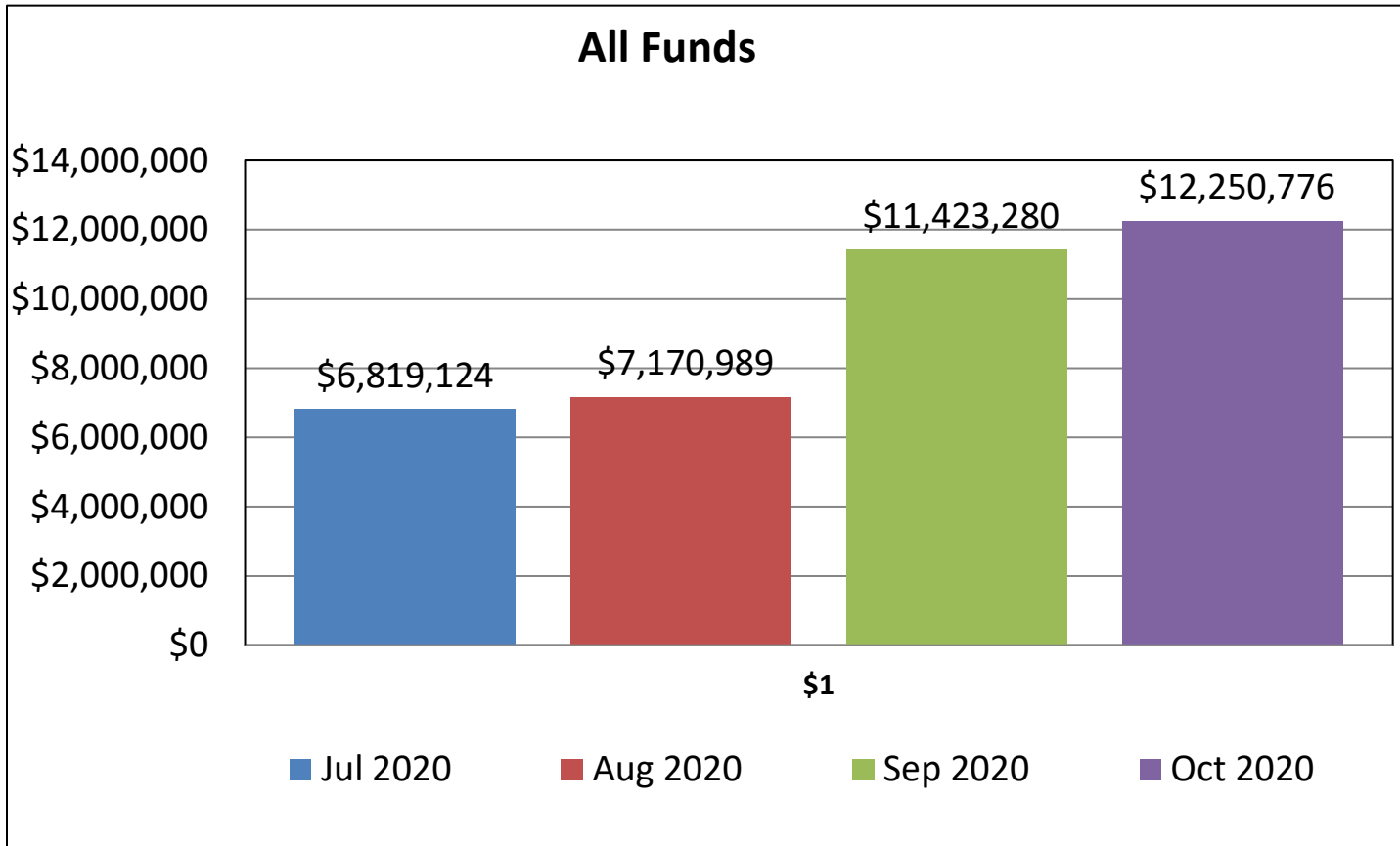
305 – City Hall

320 - SPLOST

# Fund Categories

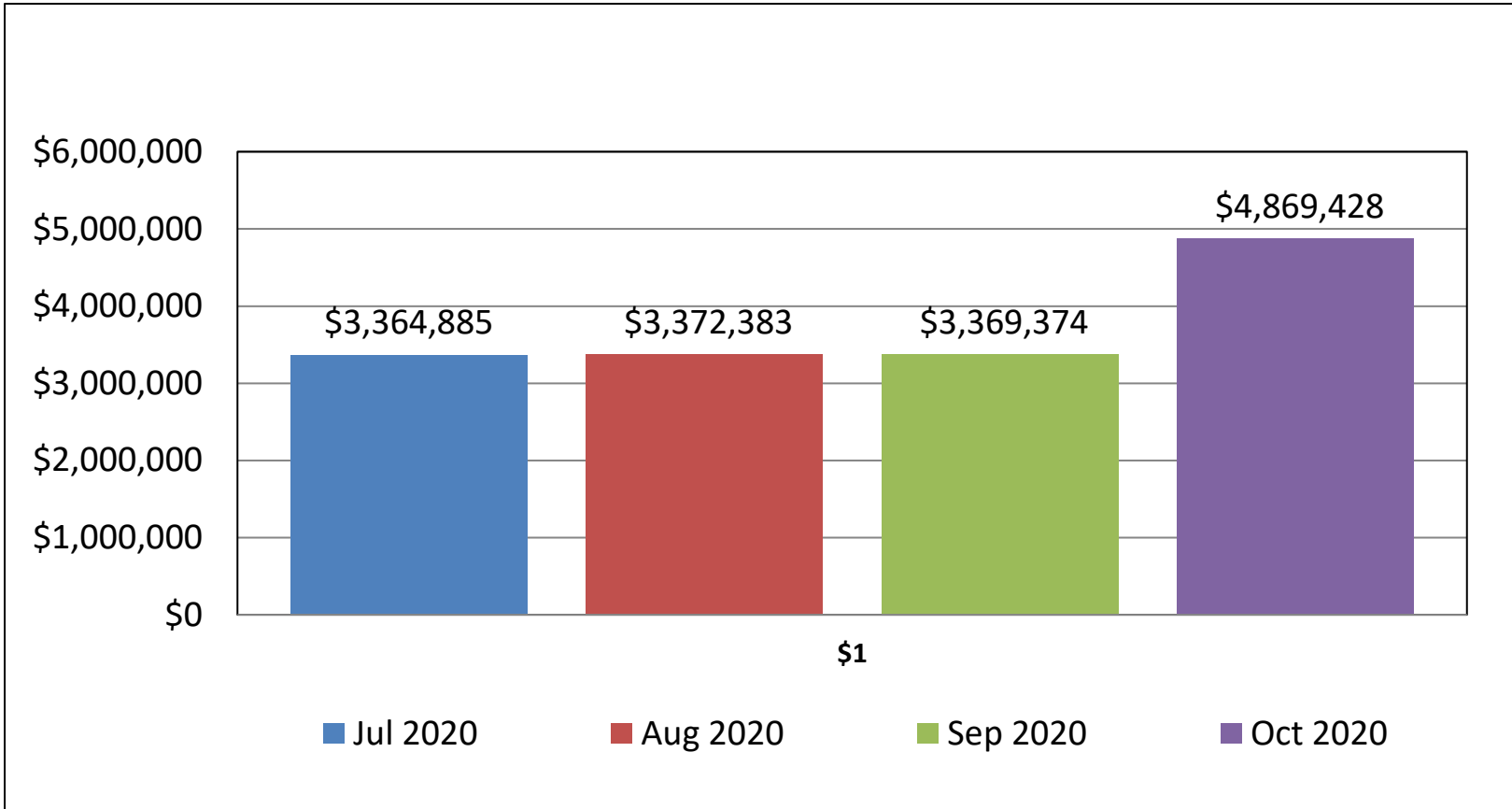


# Pooled-Cash Summary



Bottom Line: Cash on hand is adequate to fund FY 2021 budget

# Investment Summary

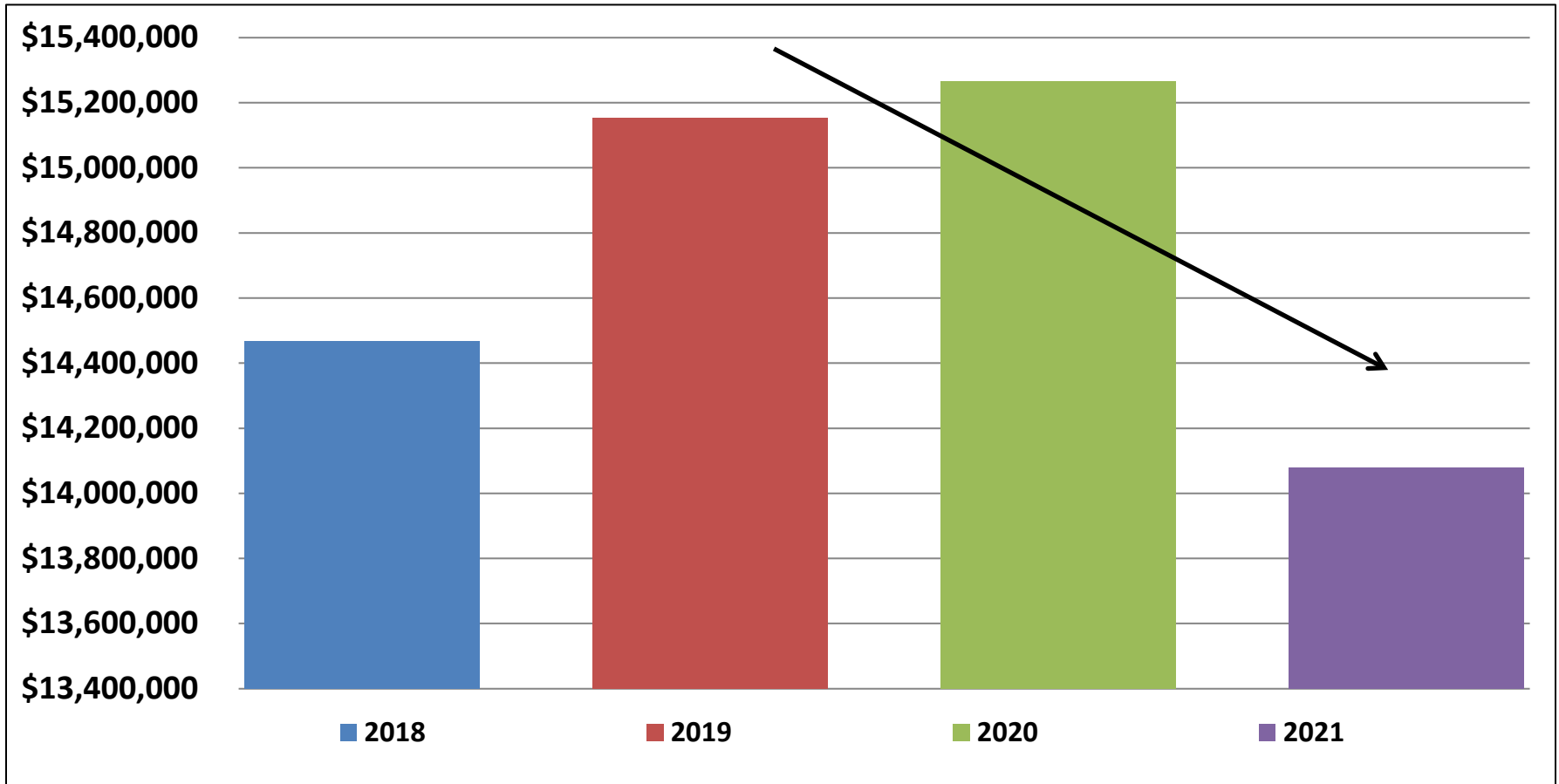


Bottom Line: s-t Interest earned on surplus



# Revenue Executive Summary

## General Fund – FY21

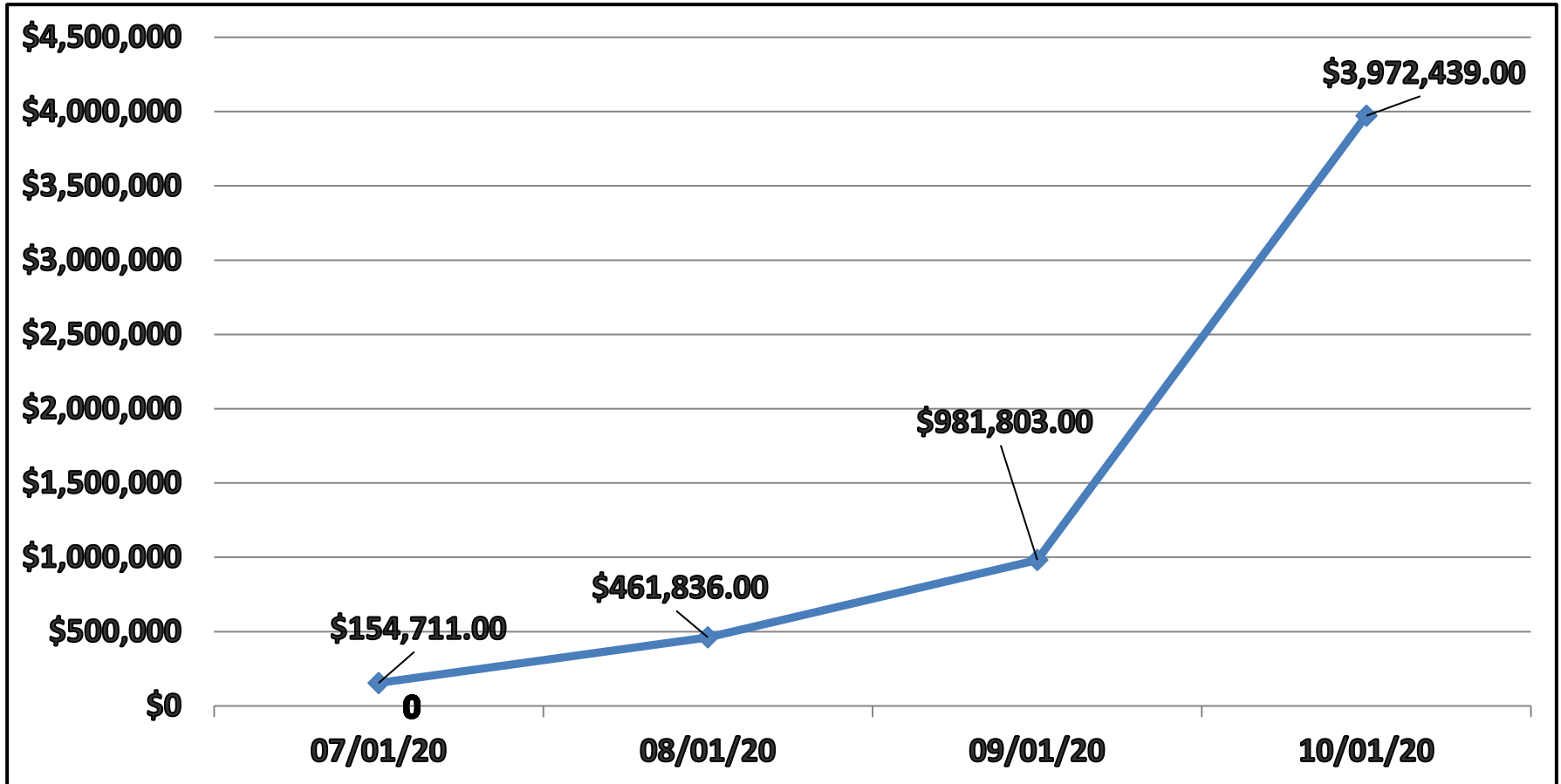


Bottom Line : FY21 Budget is lower than prior year by 8%



# Revenues

## General Fund – October 2020



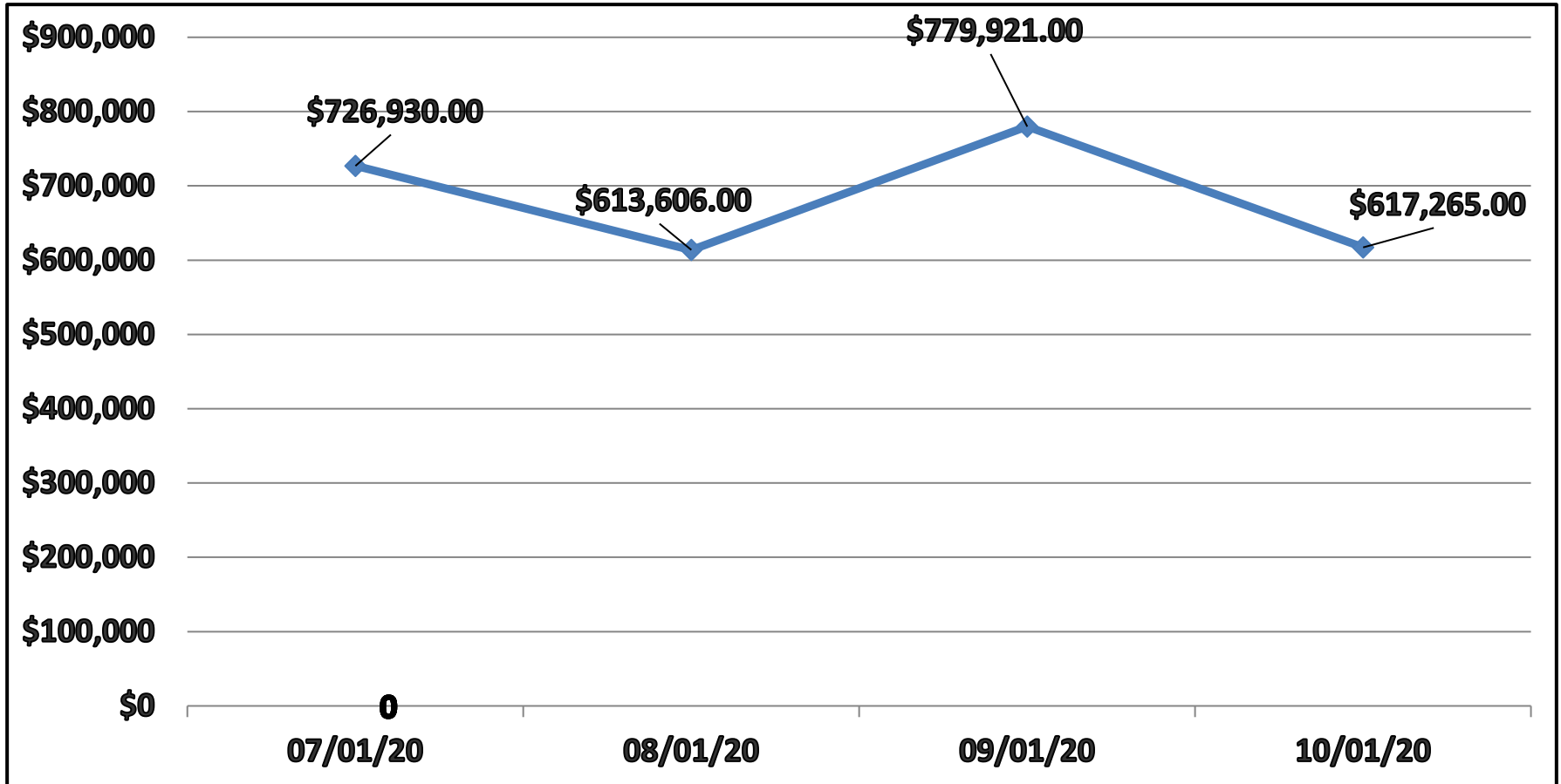
4 Factors: Property Taxes, Insurance Premium Tax, OTC, TAVT are up






# Expenses

## General Fund – October 2020




Expenses are tracking towards Budget



OCT 31,  
2020  
Executive  
Summary

1. Total General Fund Revenues are at 39.57%.
2. Property Tax collections are at 70.47%
3. Expenditures are at 19.44% plus accruals
4. Budgeted Contingency of \$2.068m (15%)
5. All departments were under budget



# Status Summary and Action Plan

Metric	Status	Action Plan
Cash Position	●	Low Balance in September 2020
General Fund – Cash Forecast	●	Improvement in Spring 2021
Revenue YTD	●	Delinquent OTC, Ins. Premium, Permits, Property & Alcohol Taxes ↑
Revenue Forecast	●	Court, Franchise Taxes, OTC, Hotel Taxes
Expenditures YTD	●	At or Below Budget
Expenditures Forecast	●	Projections are obtainable
Fund Balance	●	Continue Budget Control \$6.717m + - (48%)



# City of Tucker

## MEMO

**To:** Honorable Mayor and City Council Members  
**From:** Robert J. Porche, Jr., Finance Director  
**Cc:** Tami Hanlin, City Manager  
**Date:** November 23, 2020  
**RE:** October 2020 Financials

---

### **Discussion:**

Revenues are slightly above the prior fiscal year. Currently, occupational tax certificates are \$450,073 over the prior year and are mitigating the effects of other declining revenues. The increase for occupational tax certificates is primarily related to some late 2020 renewals and previously unlicensed businesses being brought into compliance. The upcoming 2021 OTC renewal season will come into focus in February 2021. The annual Insurance Premium Tax was \$280,796 over budget.

General Fund Expenditures are at 19.44% of budget. It is still anticipated that expenditures will not exceed budgeted amounts.

### **Attachment:**

Summary Unaudited Financials  
Capital Projects Report

REVENUE REPORT FOR CITY OF TUCKER  
 PERIOD ENDING 10/31/2020  
 % Fiscal Year Completed: 33.70

GL NUMBER	DESCRIPTION	2020-21 AMENDED BUDGET	YTD BALANCE 10/31/2020	ACTIVITY FOR MONTH 10/31/2020	AVAILABLE BALANCE	% BDGT USED
Fund 100 - GENERAL FUND						
Dept 0000 - NON DEPARTMENTAL						
100-0000-31.13100	MOTOR VEHICLE TAX	3,500.00	2,560.40	642.58	939.60	73.15
100-0000-31.13150	TITLE AD VALOREM TAX	500,000.00	227,371.25	80,278.49	272,628.75	45.47
100-0000-31.13400	INTANGIBLE TAXES	0.00	157.64	75.42	(157.64)	100.00
100-0000-31.16000	REAL ESTATE TRANSFER TAXES	0.00	26.21	19.22	(26.21)	100.00
100-0000-31.17000	FRANCHISE FEES	2,800,000.00	213,424.90	115,880.17	2,586,575.10	7.62
100-0000-31.42000	ALCOHOLIC BEVERAGE EXCISE TAX	450,000.00	127,777.18	41,162.50	322,222.82	28.39
100-0000-31.43000	LOCAL OPTION MIXED DRINK	100,000.00	41,443.62	10,043.09	58,556.38	41.44
100-0000-31.61000	BUSINESS & OCCUPATION TAXES	3,200,000.00	629,466.40	325,545.93	2,570,533.60	19.67
100-0000-31.62000	INSURANCE PREMIUM TAX	2,400,000.00	2,680,796.96	2,680,796.96	(280,796.96)	111.70
100-0000-31.63000	FINANCIAL INSTITUTIONS TAXES	150,000.00	0.00	0.00	150,000.00	0.00
100-0000-31.90000	PENALTIES AND INTEREST	25,000.00	9,323.67	119.62	15,676.33	37.29
100-0000-32.11000	ALCOHOLIC BEVERAGES	350,000.00	18,049.94	7,566.64	331,950.06	5.16
100-0000-32.12200	INSURANCE LICENSE	41,000.00	700.00	400.00	40,300.00	1.71
100-0000-32.31000	INSPECTION FEES	0.00	0.02	0.02	(0.02)	100.00
100-0000-32.39914	TREE REPLACEMENT FEES	0.00	192,350.00	0.00	(192,350.00)	100.00
100-0000-33.10000	GRANTS RECEIVED	400,000.00	0.00	0.00	400,000.00	0.00
100-0000-34.11900	OTHER FEES	1,200.00	0.00	0.00	1,200.00	0.00
100-0000-36.10000	INTEREST	0.00	(5,960.58)	54.24	5,960.58	100.00
100-0000-37.10000	CONTRIBUTIONS / DONATIONS	10,000.00	25,000.00	20,000.00	(15,000.00)	250.00
100-0000-38.10001	MISCELLANEOUS REVENUE	0.00	4,130.39	73.00	(4,130.39)	100.00
Total Dept 0000 - NON DEPARTMENTAL		10,430,700.00	4,166,618.00	3,282,657.88	6,264,082.00	39.95
Dept 2650 - MUNICIPAL COURT						
100-2650-35.10000	MUNICIPAL COURT	50,000.00	12,717.80	7,968.25	37,282.20	25.44
100-2650-35.11000	TRAFFIC COURT	750,000.00	0.00	0.00	750,000.00	0.00
Total Dept 2650 - MUNICIPAL COURT		800,000.00	12,717.80	7,968.25	787,282.20	1.59
Dept 6210 - PARKS & RECREATION						
100-6210-31.91100	PENALTIES & INTEREST ON DELINQUENT TAXES	0.00	1,297.54	1,090.96	(1,297.54)	100.00
100-6210-33.70000	MILLAGE FROM DEKALB	1,500,000.00	1,057,089.89	598,598.16	442,910.11	70.47
100-6210-34.72001	CITY POOLS	15,000.00	29,187.50	500.00	(14,187.50)	194.58
100-6210-34.75000	PROGRAM FEES -- SUMMER CAMP	100,000.00	2,533.00	1,662.00	97,467.00	2.53
100-6210-34.75002	PROGRAM FEES - LEAGUES & TOURNAMENTS	20,000.00	5,100.00	2,650.00	14,900.00	25.50
100-6210-34.75003	PROGRAM FEES -- OTHER	0.00	4,730.00	770.00	(4,730.00)	100.00
100-6210-38.10000	RENTS & ROYALTIES	45,000.00	7,506.00	750.00	37,494.00	16.68
Total Dept 6210 - PARKS & RECREATION		1,680,000.00	1,107,443.93	606,021.12	572,556.07	65.92
Dept 7210 - COMMUNITY DEVELOPMENT						
100-7210-32.22000	BUILDING PERMITS	600,000.00	274,018.04	73,441.87	325,981.96	45.67
100-7210-32.22100	DEVELOPMENT PERMITS	25,000.00	6,014.40	2,350.00	18,985.60	24.06
Total Dept 7210 - COMMUNITY DEVELOPMENT		625,000.00	280,032.44	75,791.87	344,967.56	44.81
Dept 9000 - INTERFUND						
100-9000-39.12000	TRANSFER FROM HOTEL	453,750.00	0.00	0.00	453,750.00	0.00
100-9000-39.12200	TRANSFER FROM RENTAL CAR	90,000.00	3,977.16	0.00	86,022.84	4.42
Total Dept 9000 - INTERFUND		543,750.00	3,977.16	0.00	539,772.84	0.73

11/20/2020 07:38 AM  
User: rporche  
DB: Tucker

REVENUE REPORT FOR CITY OF TUCKER  
PERIOD ENDING 10/31/2020  
% Fiscal Year Completed: 33.70

GL NUMBER	DESCRIPTION	2020-21 AMENDED BUDGET	YTD BALANCE 10/31/2020	ACTIVITY FOR MONTH 10/31/2020	AVAILABLE BALANCE	% BDGT USED
Fund 100 - GENERAL FUND						
Fund 100 - GENERAL FUND:						
TOTAL REVENUES		14,079,450.00	5,570,789.33	3,972,439.12	8,508,660.67	39.57

PERIOD ENDING 10/31/2020

% Fiscal Year Completed: 33.70

\*NOTE: Available Balance / Pct Budget Used does not reflect amounts encumbered.

GL NUMBER	DESCRIPTION	2020-21 AMENDED BUDGET	YTD BALANCE 10/31/2020	ACTIVITY FOR MONTH 10/31/2020	AVAILABLE BALANCE	% BDGT USED
Fund 100 - GENERAL FUND						
Dept 1110 - CITY COUNCIL						
100-1110-51.11000	REGULAR SALARIES	104,000.00	32,857.64	12,000.18	71,142.36	31.59
100-1110-51.22000	FICA/MEDICARE	4,113.00	1,423.47	474.51	2,689.53	34.61
100-1110-51.24000	EMPLOYER DEFERRED CONTRIBUTION 401A	6,200.00	2,146.23	715.41	4,053.77	34.62
100-1110-51.26000	UNEMPLOYMENT EXPENSE	4,736.00	458.34	0.00	4,277.66	9.68
100-1110-52.32000	CELL PHONES	6,900.00	2,472.78	612.28	4,427.22	35.84
100-1110-52.37000	EDUCATION & TRAINING	12,000.00	0.00	0.00	12,000.00	0.00
100-1110-53.10000	OPERATING SUPPLIES - MAYOR	5,000.00	48.18	29.84	4,951.82	0.96
100-1110-53.10001	OPERATING SUPPLIES - DIST 1 POST 1	3,000.00	50.00	50.00	2,950.00	1.67
100-1110-53.10002	OPERATING SUPPLIES - DIST 1 POST 2	3,000.00	0.00	0.00	3,000.00	0.00
100-1110-53.10003	OPERATING SUPPLIES - DIST 2 POST 1	3,000.00	0.00	0.00	3,000.00	0.00
100-1110-53.10004	OPERATING SUPPLIES - DIST 2 POST 2	3,000.00	0.00	0.00	3,000.00	0.00
100-1110-53.10005	OPERATING SUPPLIES - DIST 3 POST 1	3,000.00	0.00	0.00	3,000.00	0.00
100-1110-53.10006	OPERATING SUPPLIES - DIST 3 POST 2	3,000.00	0.00	0.00	3,000.00	0.00
Total Dept 1110 - CITY COUNCIL		160,949.00	39,456.64	13,882.22	121,492.36	24.51
Dept 1320 - CITY MANAGER						
100-1320-51.11000	REGULAR SALARIES	180,355.00	53,708.78	19,615.38	126,646.22	29.78
100-1320-51.21000	GROUP INSURANCE	15,890.00	5,940.77	1,588.13	9,949.23	37.39
100-1320-51.22000	FICA/MEDICARE	2,615.00	798.48	266.16	1,816.52	30.53
100-1320-51.24000	EMPLOYER DEFERRED CONTRIBUTION 401A	18,036.00	9,284.65	1,961.55	8,751.35	51.48
100-1320-51.24001	RETIREMENT CONTRIBUTION 457B	7,214.00	2,353.86	784.62	4,860.14	32.63
100-1320-51.26000	UNEMPLOYMENT EXPENSE	677.00	0.00	0.00	677.00	0.00
100-1320-51.27000	WORKERS COMP	288.00	192.16	48.04	95.84	66.72
100-1320-52.12000	PROFESSIONAL SERVICES	25,000.00	0.00	0.00	25,000.00	0.00
100-1320-52.32000	CELL PHONES	1,575.00	521.34	127.80	1,053.66	33.10
100-1320-52.35000	TRAVEL EXPENSE	4,750.00	0.00	0.00	4,750.00	0.00
100-1320-52.36000	DUES & FEES	2,500.00	1,377.00	0.00	1,123.00	55.08
100-1320-52.37000	EDUCATION & TRAINING	2,500.00	199.00	0.00	2,301.00	7.96
100-1320-53.10000	OPERATING SUPPLIES	1,000.00	39.00	0.00	961.00	3.90
100-1320-53.17500	HOSPITALITY SUPPLIES	1,000.00	0.00	0.00	1,000.00	0.00
Total Dept 1320 - CITY MANAGER		263,400.00	74,415.04	24,391.68	188,984.96	28.25
Dept 1330 - CITY CLERK						
100-1330-51.11000	REGULAR SALARIES	37,976.00	11,847.55	4,326.93	26,128.45	31.20
100-1330-51.21000	GROUP INSURANCE	5,207.00	1,749.91	499.98	3,457.09	33.61
100-1330-51.22000	FICA/MEDICARE	551.00	182.59	60.87	368.41	33.14
100-1330-51.24000	EMPLOYER DEFERRED CONTRIBUTION 401A	3,797.00	1,298.07	432.69	2,498.93	34.19
100-1330-51.24001	RETIREMENT CONTRIBUTION 457B	1,519.00	454.32	151.44	1,064.68	29.91
100-1330-51.26000	UNEMPLOYMENT EXPENSE	339.00	0.00	0.00	339.00	0.00
100-1330-51.27000	WORKERS COMP	145.00	0.00	0.00	145.00	0.00
100-1330-52.11000	ELECTION SERVICES	25,000.00	0.00	0.00	25,000.00	0.00
100-1330-52.32000	CELL PHONES	1,200.00	337.23	83.03	862.77	28.10
100-1330-52.33000	ADVERTISING	4,000.00	1,125.00	0.00	2,875.00	28.13
100-1330-52.35000	TRAVEL EXPENSE	975.00	0.00	0.00	975.00	0.00
100-1330-52.36000	DUES & FEES	650.00	0.00	0.00	650.00	0.00
100-1330-52.37000	EDUCATION & TRAINING	325.00	0.00	0.00	325.00	0.00
100-1330-53.10000	OPERATING SUPPLIES	100.00	146.44	107.44	(46.44)	146.44
100-1330-54.24000	COMPUTER/SOFTWARE	40,500.00	6,175.42	1,832.07	34,324.58	15.25

PERIOD ENDING 10/31/2020

% Fiscal Year Completed: 33.70

\*NOTE: Available Balance / Pct Budget Used does not reflect amounts encumbered.

GL NUMBER	DESCRIPTION	2020-21 AMENDED BUDGET	YTD BALANCE 10/31/2020	ACTIVITY FOR MONTH 10/31/2020	AVAILABLE BALANCE	% BDGT USED
Fund 100 - GENERAL FUND						
Total Dept 1330 - CITY CLERK		122,284.00	23,316.53	7,494.45	98,967.47	19.07
Dept 1500 - FACILITIES & BUILDINGS						
100-1500-52.12200	NATURAL GAS	0.00	63.32	0.00	(63.32)	100.00
100-1500-52.13000	TECHNICAL SERVICES	29,400.00	9,230.02	2,358.45	20,169.98	31.39
100-1500-52.21100	SANITATION	0.00	81.00	0.00	(81.00)	100.00
100-1500-52.21300	JANITORIAL	0.00	1,990.00	480.00	(1,990.00)	100.00
100-1500-52.22000	REPAIRS & MAINTENANCE	0.00	7,928.72	436.00	(7,928.72)	100.00
100-1500-52.23100	BUILDING & OFFICE LEASES	401,857.00	139,138.83	33,487.91	262,718.17	34.62
100-1500-52.30100	REAL ESTATE RENTS/LEASES	0.00	500.00	125.00	(500.00)	100.00
100-1500-52.39000	OTHER EXPENDITURES	50,000.00	5,132.43	685.00	44,867.57	10.26
100-1500-53.12100	WATER/SEWER	0.00	38.96	19.48	(38.96)	100.00
100-1500-53.12300	ELECTRICITY	0.00	40.73	1.17	(40.73)	100.00
Total Dept 1500 - FACILITIES & BUILDINGS		481,257.00	164,144.01	37,593.01	317,112.99	34.11
Dept 1510 - FINANCE ADMINISTRATION						
100-1510-51.11000	REGULAR SALARIES	206,700.00	65,475.01	23,850.00	141,224.99	31.68
100-1510-51.21000	GROUP INSURANCE	33,776.00	13,665.79	3,330.15	20,110.21	40.46
100-1510-51.22000	FICA/MEDICARE	2,997.00	959.03	328.58	2,037.97	32.00
100-1510-51.24000	EMPLOYER DEFERRED CONTRIBUTION 401A	20,670.00	6,970.59	2,385.00	13,699.41	33.72
100-1510-51.24001	RETIREMENT CONTRIBUTION 457B	8,268.00	2,788.22	954.00	5,479.78	33.72
100-1510-51.26000	UNEMPLOYMENT EXPENSE	1,015.00	145.73	0.00	869.27	14.36
100-1510-51.27000	WORKERS COMP	432.00	192.16	48.04	239.84	44.48
100-1510-52.11000	AUDIT SERVICES	25,000.00	25,000.00	0.00	0.00	100.00
100-1510-52.12000	PROFESSIONAL SERVICES	55,650.00	27,472.50	25.00	28,177.50	49.37
100-1510-52.12100	CONTRACTUAL SVCS CH2M	260,093.00	86,697.60	21,674.40	173,395.40	33.33
100-1510-52.32000	CELL PHONES	1,200.00	512.69	125.63	687.31	42.72
100-1510-52.35000	TRAVEL EXPENSE	1,500.00	0.00	0.00	1,500.00	0.00
100-1510-52.36000	DUES & FEES	500.00	725.00	0.00	(225.00)	145.00
100-1510-52.37000	EDUCATION & TRAINING	2,600.00	0.00	0.00	2,600.00	0.00
100-1510-53.10000	OPERATING SUPPLIES	500.00	58.00	58.00	442.00	11.60
Total Dept 1510 - FINANCE ADMINISTRATION		620,901.00	230,662.32	52,778.80	390,238.68	37.15
Dept 1513 - OPERATING CONTINGENCIES						
100-1513-57.90000	CONTINGENCIES	2,068,882.00	0.00	0.00	2,068,882.00	0.00
Total Dept 1513 - OPERATING CONTINGENCIES		2,068,882.00	0.00	0.00	2,068,882.00	0.00
Dept 1530 - LEGAL SERVICES DEPARTMENT						
100-1530-52.12000	PROFESSIONAL SERVICES	35,000.00	0.00	0.00	35,000.00	0.00
100-1530-52.12200	ATTORNEY FEES/ANDERSON	198,000.00	66,000.00	16,500.00	132,000.00	33.33
100-1530-52.13000	OTHER SERVICES / TECHNICAL	125,000.00	3,333.34	833.34	121,666.66	2.67
100-1530-52.13100	CONTRACTUAL SERVICES	75,000.00	20,681.76	5,000.00	54,318.24	27.58
100-1530-52.32000	CELL PHONES	600.00	165.13	40.43	434.87	27.52
100-1530-52.36000	DUES & FEES	1,500.00	0.00	0.00	1,500.00	0.00
100-1530-53.10000	OPERATING SUPPLIES	500.00	172.32	0.00	327.68	34.46
Total Dept 1530 - LEGAL SERVICES DEPARTMENT		435,600.00	90,352.55	22,373.77	345,247.45	20.74



PERIOD ENDING 10/31/2020

% Fiscal Year Completed: 33.70

\*NOTE: Available Balance / Pct Budget Used does not reflect amounts encumbered.

GL NUMBER	DESCRIPTION	2020-21 AMENDED BUDGET	YTD BALANCE 10/31/2020	ACTIVITY FOR MONTH 10/31/2020	AVAILABLE BALANCE	% BDGT USED
Fund 100 - GENERAL FUND						
Dept 1535 - IT/GIS						
100-1535-52.12300	CONTRACTUAL SVCS INTERDEV	467,412.00	148,367.60	35,201.00	319,044.40	31.74
100-1535-54.24000	COMPUTER/SOFTWARE	293,339.00	41,964.45	13,327.27	251,374.55	14.31
Total Dept 1535 - IT/GIS		760,751.00	190,332.05	48,528.27	570,418.95	25.02
Dept 1570 - COMMUNICATIONS						
100-1570-52.12100	CONTRACTUAL SVCS CH2M	375,858.00	125,286.00	31,321.50	250,572.00	33.33
100-1570-52.13000	OTHER SERVICES / TECHNICAL	20,500.00	27,605.00	0.00	(7,105.00)	134.66
100-1570-52.32000	CELL PHONES	2,700.00	868.90	213.00	1,831.10	32.18
100-1570-52.32050	POSTAGE	8,000.00	2,338.72	823.94	5,661.28	29.23
100-1570-52.34000	PRINTING	45,000.00	9,285.55	3,143.55	35,714.45	20.63
100-1570-53.10000	OPERATING SUPPLIES	5,000.00	3,899.14	3,205.77	1,100.86	77.98
100-1570-53.17500	HOSPITALITY SUPPLIES	40,000.00	1,682.98	1,682.98	38,317.02	4.21
100-1570-54.24000	COMPUTER/SOFTWARE	6,190.00	232.96	35.99	5,957.04	3.76
Total Dept 1570 - COMMUNICATIONS		503,248.00	171,199.25	40,426.73	332,048.75	34.02
Dept 1595 - GENERAL OPERATIONS						
100-1595-52.12000	PROFESSIONAL SERVICES	43,000.00	8,661.80	2,165.45	34,338.20	20.14
100-1595-52.12100	CONTRACTUAL SVCS CH2M	368,469.00	92,989.58	23,292.74	275,479.42	25.24
100-1595-52.13000	OTHER SERVICES / TECHNICAL	2,240.00	11,724.35	2,855.00	(9,484.35)	523.41
100-1595-52.21400	LANDSCAPING	5,000.00	500.00	125.00	4,500.00	10.00
100-1595-52.31000	GENERAL LIABILITY INSURANCE	46,000.00	19,067.08	4,766.77	26,932.92	41.45
100-1595-52.32010	PHONES	30,000.00	11,263.86	2,450.10	18,736.14	37.55
100-1595-52.32050	POSTAGE	10,000.00	8,811.86	306.59	1,188.14	88.12
100-1595-52.34000	PRINTING	15,000.00	2,605.34	1,247.78	12,394.66	17.37
100-1595-52.36000	DUES & FEES	56,000.00	25.88	0.00	55,974.12	0.05
100-1595-52.36100	SERVICE FEES - CREDIT CARD	45,000.00	15,130.84	3,202.39	29,869.16	33.62
100-1595-52.36101	SERVICE FEES - BANKING	1,000.00	2,397.82	199.84	(1,397.82)	239.78
100-1595-53.10000	OPERATING SUPPLIES	40,000.00	14,990.86	325.99	25,009.14	37.48
100-1595-53.11000	OFFICE SUPPLIES	20,000.00	4,414.31	1,021.38	15,585.69	22.07
100-1595-53.13000	FOOD SUPPLIES	5,000.00	1,002.51	54.76	3,997.49	20.05
100-1595-54.25000	OTHER EQUIPMENT	13,000.00	6,165.97	1,324.85	6,834.03	47.43
Total Dept 1595 - GENERAL OPERATIONS		699,709.00	199,752.06	43,338.64	499,956.94	28.55
Dept 2650 - MUNICIPAL COURT						
100-2650-51.11000	REGULAR SALARIES	100,476.00	31,799.50	11,538.48	68,676.50	31.65
100-2650-51.21000	GROUP INSURANCE	18,422.00	5,395.71	1,774.92	13,026.29	29.29
100-2650-51.22000	FICA/MEDICARE	1,457.00	101.45	0.00	1,355.55	6.96
100-2650-51.24000	EMPLOYER DEFERRED CONTRIBUTION 401A	10,048.00	3,293.29	1,153.86	6,754.71	32.78
100-2650-51.24001	RETIREMENT CONTRIBUTION 457B	4,019.00	1,252.45	439.92	2,766.55	31.16
100-2650-51.26000	UNEMPLOYMENT EXPENSE	677.00	145.76	0.00	531.24	21.53
100-2650-51.27000	WORKERS COMP	288.00	0.00	0.00	288.00	0.00
100-2650-52.12000	PROFESSIONAL SERVICES	215,475.00	16,095.75	11,477.85	199,379.25	7.47
100-2650-52.12100	CONTRACTUAL SVCS CH2M	187,929.00	62,999.91	15,821.67	124,929.09	33.52
100-2650-52.36000	DUES & FEES	1,000.00	88.33	0.00	911.67	8.83
100-2650-52.36101	SERVICE FEES - BANKING	10,000.00	0.00	0.00	10,000.00	0.00
100-2650-52.37000	EDUCATION & TRAINING	7,600.00	658.33	0.00	6,941.67	8.66
100-2650-53.10000	OPERATING SUPPLIES	20,000.00	9,166.85	213.29	10,833.15	45.83

PERIOD ENDING 10/31/2020

% Fiscal Year Completed: 33.70

\*NOTE: Available Balance / Pct Budget Used does not reflect amounts encumbered.

GL NUMBER	DESCRIPTION	2020-21 AMENDED BUDGET	YTD BALANCE 10/31/2020	ACTIVITY FOR MONTH 10/31/2020	AVAILABLE BALANCE	% BDGT USED
Fund 100 - GENERAL FUND						
100-2650-54.24000	COMPUTER/SOFTWARE	32,600.00	17,232.15	2,404.45	15,367.85	52.86
Total Dept 2650 - MUNICIPAL COURT		609,991.00	148,229.48	44,824.44	461,761.52	24.30
Dept 4100 - CITY ENGINEER						
100-4100-52.12100	CONTRACTUAL SVCS CH2M	246,992.00	82,330.68	20,582.67	164,661.32	33.33
100-4100-52.22000	REPAIRS & MAINTENANCE	10,000.00	0.00	0.00	10,000.00	0.00
100-4100-52.32000	CELL PHONES	1,200.00	433.51	107.48	766.49	36.13
100-4100-52.33000	ADVERTISING	500.00	0.00	0.00	500.00	0.00
Total Dept 4100 - CITY ENGINEER		258,692.00	82,764.19	20,690.15	175,927.81	31.99
Dept 6210 - PARKS & RECREATION						
100-6210-51.11000	REGULAR SALARIES	499,995.00	141,858.27	48,229.47	358,136.73	28.37
100-6210-51.12000	TEMPORARY SALARIES	100,000.00	26,991.65	2,974.36	73,008.35	26.99
100-6210-51.21000	GROUP INSURANCE	127,639.00	45,667.86	12,360.42	81,971.14	35.78
100-6210-51.22000	FICA/MEDICARE	14,900.00	5,181.40	870.06	9,718.60	34.77
100-6210-51.24000	EMPLOYER DEFERRED CONTRIBUTION 401A	50,000.00	15,586.51	4,822.98	34,413.49	31.17
100-6210-51.24001	RETIREMENT CONTRIBUTION 457B	15,000.00	4,765.19	1,500.28	10,234.81	31.77
100-6210-51.26000	UNEMPLOYMENT EXPENSE	8,795.00	1,061.81	106.25	7,733.19	12.07
100-6210-51.27000	WORKERS COMP	3,744.00	0.00	0.00	3,744.00	0.00
100-6210-52.12000	PROFESSIONAL SERVICES	20,000.00	6,895.05	2,358.44	13,104.95	34.48
100-6210-52.13000	OTHER SERVICES / TECHNICAL	0.00	2,694.10	0.00	(2,694.10)	100.00
100-6210-52.13100	CONTRACTUAL SERVICES	5,100.00	3,975.00	3,975.00	1,125.00	77.94
100-6210-52.21300	JANITORIAL	0.00	3,400.00	1,700.00	(3,400.00)	100.00
100-6210-52.22000	REPAIRS & MAINTENANCE	75,000.00	42,718.84	18,411.14	32,281.16	56.96
100-6210-52.32000	CELL PHONES	3,120.00	868.90	213.00	2,251.10	27.85
100-6210-52.33000	ADVERTISING	2,500.00	287.48	274.03	2,212.52	11.50
100-6210-52.34000	PRINTING	10,000.00	0.00	0.00	10,000.00	0.00
100-6210-52.36000	DUES & FEES	1,500.00	228.36	57.09	1,271.64	15.22
100-6210-52.37000	EDUCATION & TRAINING	0.00	357.00	0.00	(357.00)	100.00
100-6210-53.10000	OPERATING SUPPLIES	62,500.00	20,369.03	6,886.01	42,130.97	32.59
100-6210-53.11000	OFFICE SUPPLIES	12,000.00	974.83	102.95	11,025.17	8.12
100-6210-53.12100	WATER/SEWER	20,000.00	0.00	0.00	20,000.00	0.00
100-6210-53.12200	NATURAL GAS	30,000.00	3,504.55	909.66	26,495.45	11.68
100-6210-53.12300	ELECTRICITY	42,000.00	16,949.51	2,430.77	25,050.49	40.36
100-6210-53.23000	FURNITURE AND FIXTURES	7,500.00	3,380.00	0.00	4,120.00	45.07
Total Dept 6210 - PARKS & RECREATION		1,111,293.00	347,715.34	108,181.91	763,577.66	31.29
Dept 6211 - PARKS						
100-6211-52.13000	OTHER SERVICES / TECHNICAL	28,301.00	5,121.51	950.80	23,179.49	18.10
100-6211-52.13100	CONTRACTUAL SERVICES	24,490.00	2,100.00	2,100.00	22,390.00	8.57
100-6211-52.21100	SANITATION	25,600.00	6,897.34	2,030.00	18,702.66	26.94
100-6211-52.21400	LANDSCAPING	560,700.00	93,450.00	0.00	467,250.00	16.67
100-6211-52.22000	REPAIRS & MAINTENANCE	240,000.00	52,226.03	6,532.00	187,773.97	21.76
100-6211-53.10000	OPERATING SUPPLIES	55,000.00	17,323.44	22.10	37,676.56	31.50
100-6211-53.12100	WATER/SEWER	30,000.00	524.36	44.06	29,475.64	1.75
100-6211-53.12300	ELECTRICITY	49,000.00	10,347.36	2,583.63	38,652.64	21.12
Total Dept 6211 - PARKS		1,013,091.00	187,990.04	14,262.59	825,100.96	18.56

PERIOD ENDING 10/31/2020

% Fiscal Year Completed: 33.70

\*NOTE: Available Balance / Pct Budget Used does not reflect amounts encumbered.

GL NUMBER	DESCRIPTION	2020-21 AMENDED BUDGET	YTD BALANCE 10/31/2020	ACTIVITY FOR MONTH 10/31/2020	AVAILABLE BALANCE	% BDGT USED
Fund 100 - GENERAL FUND						
Dept 6212 - POOLS						
100-6212-52.13000	OTHER SERVICES / TECHNICAL	2,000.00	842.97	146.33	1,157.03	42.15
100-6212-52.13100	CONTRACTUAL SERVICES	71,269.00	37,526.10	0.00	33,742.90	52.65
100-6212-52.22000	REPAIRS & MAINTENANCE	35,000.00	5,086.06	0.00	29,913.94	14.53
100-6212-53.10000	OPERATING SUPPLIES	25,000.00	5,919.63	3,050.00	19,080.37	23.68
100-6212-53.12300	ELECTRICITY	8,400.00	5,952.19	1,926.55	2,447.81	70.86
100-6212-54.23000	FURNITURE AND FIXTURES	2,500.00	0.00	0.00	2,500.00	0.00
Total Dept 6212 - POOLS		144,169.00	55,326.95	5,122.88	88,842.05	38.38
Dept 7210 - COMMUNITY DEVELOPMENT						
100-7210-52.12100	CONTRACTUAL SVCS CH2M	546,486.00	182,162.00	45,540.50	364,324.00	33.33
100-7210-52.13000	OTHER SERVICES / TECHNICAL	5,000.00	3,375.00	0.00	1,625.00	67.50
100-7210-52.32000	CELL PHONES	2,400.00	981.04	246.92	1,418.96	40.88
100-7210-52.37000	EDUCATION & TRAINING	500.00	0.00	0.00	500.00	0.00
100-7210-53.10000	OPERATING SUPPLIES	2,500.00	0.00	0.00	2,500.00	0.00
100-7210-53.17500	HOSPITALITY SUPPLIES	500.00	0.00	0.00	500.00	0.00
Total Dept 7210 - COMMUNITY DEVELOPMENT		557,386.00	186,518.04	45,787.42	370,867.96	33.46
Dept 7400 - PLANNING AND ZONING						
100-7400-52.12100	CONTRACTUAL SVCS CH2M	714,216.00	242,531.68	60,632.92	471,684.32	33.96
100-7400-52.13000	OTHER SERVICES / TECHNICAL	5,000.00	0.00	0.00	5,000.00	0.00
100-7400-52.32000	CELL PHONES	3,000.00	695.12	170.40	2,304.88	23.17
100-7400-52.33000	ADVERTISING	2,500.00	40.00	0.00	2,460.00	1.60
100-7400-52.37000	EDUCATION & TRAINING	4,000.00	0.00	0.00	4,000.00	0.00
100-7400-53.10000	OPERATING SUPPLIES	2,000.00	143.85	0.00	1,856.15	7.19
100-7400-53.17500	HOSPITALITY SUPPLIES	500.00	0.00	0.00	500.00	0.00
Total Dept 7400 - PLANNING AND ZONING		731,216.00	243,410.65	60,803.32	487,805.35	33.29
Dept 7520 - ECONOMIC DEV / DDA						
100-7520-51.11000	REGULAR SALARIES	116,460.00	36,332.44	13,269.24	80,127.56	31.20
100-7520-51.21000	GROUP INSURANCE	34,204.00	12,249.73	3,299.83	21,954.27	35.81
100-7520-51.22000	FICA/MEDICARE	1,689.00	539.47	179.82	1,149.53	31.94
100-7520-51.24000	EMPLOYER DEFERRED CONTRIBUTION 401A	11,646.00	3,980.79	1,326.93	7,665.21	34.18
100-7520-51.24001	RETIREMENT CONTRIBUTION 457B	4,658.00	1,592.28	530.76	3,065.72	34.18
100-7520-51.26000	UNEMPLOYMENT EXPENSE	677.00	0.00	0.00	677.00	0.00
100-7520-51.27000	WORKERS COMP	288.00	0.00	0.00	288.00	0.00
100-7520-52.12100	CONTRACTUAL SVCS CH2M	97,841.00	32,613.68	8,153.42	65,227.32	33.33
100-7520-52.13000	OTHER SERVICES / TECHNICAL	50,000.00	0.00	0.00	50,000.00	0.00
100-7520-52.33000	ADVERTISING	150.00	10.00	0.00	140.00	6.67
100-7520-52.37000	EDUCATION & TRAINING	6,518.00	320.00	0.00	6,198.00	4.91
100-7520-53.10000	OPERATING SUPPLIES	2,500.00	21,871.45	25.45	(19,371.45)	874.86
100-7520-53.17500	HOSPITALITY SUPPLIES	5,000.00	278.52	0.00	4,721.48	5.57
Total Dept 7520 - ECONOMIC DEV / DDA		331,631.00	109,788.36	26,785.45	221,842.64	33.11
Dept 9000 - INTERFUND						
100-9000-61.30000	TRANSFER TO CAPITAL FUND	3,205,000.00	0.00	0.00	3,205,000.00	0.00

EXPENDITURE REPORT FOR CITY OF TUCKER  
 PERIOD ENDING 10/31/2020  
 % Fiscal Year Completed: 33.70

\*NOTE: Available Balance / Pct Budget Used does not reflect amounts encumbered.

GL NUMBER	DESCRIPTION	2020-21 AMENDED BUDGET	YTD BALANCE 10/31/2020	ACTIVITY FOR MONTH 10/31/2020	AVAILABLE BALANCE	% BDGT USED
Fund 100 - GENERAL FUND						
100-9000-61.32200	TRANSFER TO TREE FUND	0.00	192,350.00	0.00	(192,350.00)	100.00
Total Dept 9000 - INTERFUND		3,205,000.00	192,350.00	0.00	3,012,650.00	6.00
Fund 100 - GENERAL FUND:						
TOTAL EXPENDITURES		14,079,450.00	2,737,723.50	617,265.73	11,341,726.50	19.44

## October Capital Projects

Department	Dept Number	Fund	Acct	Project Number	Project Description	Year	Revised Budget	Prior Expenditures	YTD Expenditures	Monthly Expenditures	Encumbrances	Available Budget
City Manager	1320	300	54.11000	CM2003	Land Purchases	2020	500,000.00	189,665.00	-	-	-	310,335.00
City Manager	1320	300	54.11000	CM2004	Site Improvements	2020	100,000.00	-	-	-	-	100,000.00
City Clerk	1330	300	54.24000	CC2101	New Meeting Management Software	2021	30,000.00	-	12,645.00	-	-	17,355.00
Finance	1510	300	54.24000	FN2101	BS&A Software Module	2021	19,000.00	-	8,000.00	-	-	11,000.00
IT	1535	300	54.24000	IT2005	Network Failover	2020	11,100.00	-	-	-	-	11,100.00
IT	1535	300	54.24000	IT2007	Conference Room Media Upgrade	2020	22,000.00	-	-	-	-	22,000.00
IT	1535	300	54.24000	IT2008	LaserFiche Services - Portal and Scan Utilities	2020	20,000.00	-	-	-	-	20,000.00
IT	1535	300	54.24000	IT2009	Emergency Management & Notification System	2020	10,000.00	-	-	-	-	10,000.00
IT	1535	300	54.24000	IT2010	Court - Security Cameras, Panic Buttons, Door Lo	2020	42,000.00	36,549.95	-	-	-	5,450.05
IT	1535	300	54.24000	IT2101	Computer Replacement	2021	36,000.00	-	-	-	-	36,000.00
Court	2650	300	54.24000	CT2101	Computer/Software	2021	50,000.00	-	-	-	-	50,000.00
City Engineer	4100	300	54.12000	CE1907	Resurfacing	2019	2,322,207.00	2,322,207.00	-	-	-	-
City Engineer	4224	300	54.14000	CE1912	Idlewood Sidewalks	2019	212,359.40	212,359.40	-	-	-	-
City Engineer	4100	300	52.12000	CE2001	Engineering Design/Studies	2020	50,000.00	32,033.24	17,966.76	-	-	-
City Engineer	4100	300	52.12000	CE2002	PLAT/ROW Research	2020	25,000.00	-	-	-	-	25,000.00
City Engineer	4100	300	52.12000	CE2003	Jacobs	2020	50,000.00	41,766.82	-	-	-	8,233.18
City Engineer	4100	300	54.14000	CE2004	Resurfacing	2020	1,000,000.00	634,023.87	-	-	-	365,976.13
City Engineer	4100	300	54.14000	CE2005	Residential Streets/Intersections	2020	100,000.00	-	-	-	100,000.00	-
City Engineer	4100	300	54.14000	CE2006	MARTA Bus Pads	2020	50,000.00	-	-	-	34,068.00	15,932.00
City Engineer	4100	300	54.14000	CE2007	MIB Streetlights	2020	37,573.00	-	-	-	-	37,573.00
City Engineer	4100	300	54.14000	CE2008	LMIG Resurfacing	2020	401,289.00	401,289.00	-	-	-	-
City Engineer	4100	300	54.23100	CE2009	Signs	2020	10,000.00	-	-	-	-	10,000.00
City Engineer	4224	300	54.14000	CE2010	Sidewalks	2020	508,000.00	265,140.60	104,026.57	104,026.57	138,832.43	0.40
City Engineer	4100	300	54.14000	CE2011	Additional LMIG Funds	2020	169,700.00	181,067.91	(11,367.91)	-	-	(0.00)
City Engineer	4100	300	54.14000	CE2101	Resurfacing	2021	400,000.00	-	-	-	-	400,000.00
City Engineer	4100	300	54.14000	CE2102	Resurfacing	2021	1,000,000.00	-	-	-	-	1,000,000.00
City Engineer	4100	300	52.12000	CE2103	Program Management	2021	50,000.00	-	8,800.76	2,470.40	-	41,199.24
City Engineer	4100	300	54.12000	CE2104	Lawrenceville Hwy @ I-285 Landscape Project	2021	100,000.00	-	-	-	-	100,000.00
City Engineer	4100	300	54.12000	CE2105	Tucker Streetscape Landscaping	2021	150,000.00	-	6,800.00	6,800.00	7,250.00	135,950.00
City Engineer	4100	300	54.12000	CE2106	Tucker Streetscape Streetlights	2021	250,000.00	-	-	-	-	250,000.00
City Engineer	4100	300	52.12000	CE2107	Old Norcross Road Safety Study	2021	30,000.00	-	-	-	-	30,000.00
City Engineer	4224	300	54.14000	CE2108	Sidewalk - Various Locations	2021	500,000.00	-	-	-	-	500,000.00
City Engineer	4100	300	54.14000	CE2109	Smoke Rise Elementary School Road Imp	2021	100,000.00	-	-	-	-	100,000.00
City Engineer	4100	300	52.12000	CE2110	Engineering Design/Studies	2021	50,000.00	-	-	-	13,195.00	36,805.00
Parks & Recreation	6210	300	52.12000	PR1902	Peters Park Construction Plans	2019	45,000.00	20,978.34	2,876.35	550.00	-	21,145.31
Parks & Recreation	6210	300	54.13000	PR1906	Gym Renovations	2019	275,000.00	192,295.29	-	-	-	82,704.71
Parks & Recreation	6210	300	54.23000	PR1911	Weight Room Equipment	2019	25,000.00	8,296.50	-	-	-	16,703.50
Parks & Recreation	6210	300	52.12000	PR1913	Signage	2019	75,000.00	-	-	-	-	75,000.00
Parks & Recreation	6210	300	54.24000	PR1914	Computer/Software	2019	6,600.00	1,131.60	6,376.73	1,548.83	-	(908.33)
Parks & Recreation	6210	300	52.12000	PR2002	Lord Park Master Plan	2020	15,000.00	-	-	-	-	15,000.00
Parks & Recreation	6210	300	52.12000	PR2003	Montreal Park Plan	2020	100,000.00	-	-	-	-	100,000.00
Parks & Recreation	6210	300	52.12000	PR2004	Park Construction Plan	2020	100,000.00	31,797.50	74,998.45	54,383.75	4,400.00	(11,195.95)
Parks & Recreation	6210	300	52.12000	PR2005	Jacobs	2020	125,000.00	2,334.36	154,307.55	-	-	(31,641.91)
Parks & Recreation	6210	300	52.12000	PR2006	Trails	2020	150,000.00	-	10,014.51	-	-	139,985.49
Parks & Recreation	6210	300	52.12000	PR2007	Dog Park (Montreal)	2020	50,000.00	-	9,750.00	-	-	40,250.00
Parks & Recreation	6210	300	52.12000	PR2008	Sand Volleyball Courts	2020	60,000.00	-	-	-	-	60,000.00
Parks & Recreation	6210	300	52.12000	PR2009	Park Pavillions (Additions/New)	2020	200,000.00	60,575.24	132,996.27	8,110.26	2,536.25	3,892.24

Department	Dept Number	Fund	Acct	Project Number	Project Description	Year	Revised Budget	Prior Expenditures	YTD Expenditures	Monthly Expenditures	Encumbrances	Available Budget
Parks & Recreation	6210	300	52.12000	PR2010	Park Improvements	2020	580,796.00	71,327.00	385,826.32	702.62	96,375.36	27,267.32
Parks & Recreation	6210	300	54.20000	PR2012	Portable Gymnastic	2020	50,000.00	5,670.08	-	-	-	44,329.92
Parks & Recreation	6210	300	54.23100	PR2014	Signage	2020	20,000.00	1,925.00	1,925.00	-	-	16,150.00
Parks & Recreation	6211	300	54.12000	PR2101	Pier/Dock (Repair/Addition) and Trails	2021	50,000.00	-	-	-	-	50,000.00
Parks & Recreation	6211	300	54.12000	PR2102	Playgrounds	2021	106,250.00	-	-	-	-	106,250.00
Parks & Recreation	6210	300	54.13000	PR2103	TRC Renovations	2021	50,000.00	-	-	-	-	50,000.00
Parks & Recreation	6211	300	52.12000	PR2104	Parks & Rec Studies	2021	25,000.00	-	-	-	-	25,000.00
Parks & Recreation	6211	300	52.12000	PR2105	Park Construction Plans	2021	75,000.00	-	-	-	-	75,000.00
Parks & Recreation	6211	300	52.12000	PR2106	Park Master Plan Studies	2021	60,000.00	-	-	-	-	60,000.00
Parks & Recreation	6210	300	52.12000	PR2107	Program/Project Management	2021	25,000.00	-	-	-	-	25,000.00
Parks & Recreation	6211	300	54.12000	PR2108	Park Fencing	2021	50,000.00	-	-	-	-	50,000.00
Parks & Recreation	6211	300	54.12000	PR2109	Trails	2021	75,000.00	-	-	-	-	75,000.00
Parks & Recreation	6211	300	54.12000	PR2110	Dog Parks	2021	30,000.00	-	400.00	-	-	29,600.00
Parks & Recreation	6210	300	54.22000	PR2111	Auto/Utility/Work	2021	25,000.00	-	21,000.00	-	-	4,000.00
Parks & Recreation	6211	300	54.23100	PR2112	Signs	2021	50,000.00	-	-	-	-	50,000.00
Community Development	7210	300	52.12000	CD2003	Phase 2 Historic Report	2020	27,000.00	-	-	-	-	27,000.00
Community Development	7210	300	54.23000	CD2005	Electronic Plan Review	2020	11,300.00	-	13,220.00	-	-	(1,920.00)
Community Development	7210	300	54.24000	CD2006	Computer/Software	2020	15,000.00	7,396.28	-	-	-	7,603.72
Economic Development	7520	300	52.12000	ED2001	Northlake Master Plan	2020	150,000.00	-	-	-	-	150,000.00
Economic Development	7520	300	52.12000	ED2002	Nextsite Services	2020	25,000.00	26,000.00	-	-	-	(1,000.00)
Economic Development	7520	300	52.12000	ED2005	Economic Development Video	2020	10,000.00	-	-	-	-	10,000.00
Economic Development	7520	300	52.12000	ED2101	DDA Fiber Study	2021	25,000.00	-	-	-	-	25,000.00
Contingency	1513	300	57.90000	OC2001	Contingencies	2020	993,199.38	-	-	-	-	993,199.38
							12,161,373.78	4,745,829.98	960,562.36	178,592.43	396,657.04	6,058,324.40
City Engineer	4200	320	54.14000	SP1903	Resurfacing	2019	3,714,861.38	3,714,861.38	-	-	-	-
City Engineer	4224	320	52.12000	SP1905	Kaizen - Trail Master Plan	2019	50,000.00	39,022.50	-	-	5,000.00	5,977.50
City Engineer	4224	320	54.14000	SP1906	Sidewalks	2019	235,452.00	212,047.80	-	-	4,801.00	18,603.20
City Engineer	4224	320	54.14000	SP1907	Tucker Streetscape	2019	580,000.00	-	2,142.00	2,142.00	-	577,858.00
City Engineer	4224	320	54.14000	SP1908	Sidewalks and Trails	2019	358,000.00	296,704.69	-	-	3,700.00	57,595.31
City Engineer	4100	320	52.12000	SP2001	Jacobs	2020	211,975.00	221,443.73	-	-	-	(9,468.73)
City Engineer	4200	320	54.14000	SP2002	Resurfacing	2020	2,269,270.00	2,107,944.68	40,169.77	-	121,155.55	(0.00)
City Engineer	4200	320	54.14000	SP2003	Quick Response	2020	324,182.00	191,402.00	3,848.46	-	27,775.00	101,156.54
City Engineer	4200	320	54.14000	SP2004	MIB Corridor Study	2020	67,000.00	50,000.00	-	-	-	17,000.00
City Engineer	4200	320	54.14000	SP2005	MIB @ US 78 Engineering Design	2020	200,000.00	-	-	-	-	200,000.00
City Engineer	4200	320	54.14000	SP2006	Hugh Howell Rd @ MIB	2020	70,000.00	13,688.10	42,846.38	4,952.49	-	13,465.52
City Engineer	4200	320	54.14000	SP2007	Chamblee Tucker Road Speed Study	2020	30,000.00	7,577.96	3,515.04	1,136.10	12,984.00	5,923.00
City Engineer	4224	320	54.14000	SP2009	Trail Model Project	2020	947,607.00	24,450.00	49,919.80	20,800.00	4,500.00	868,737.20
City Engineer	4200	320	54.14000	SP2101	Resurfacing	2021	2,167,992.00	-	-	-	-	2,167,992.00
City Engineer	4200	320	54.14000	SP2102	Major Road Improvements	2021	450,445.00	-	2,208.20	2,208.20	-	448,236.80
City Engineer	4200	320	52.12000	SP2103	Program Management	2021	307,380.00	-	61,491.34	20,889.84	-	245,888.66
City Engineer	4200	320	54.14000	SP2104	Quick Response Projects	2021	324,183.00	-	-	-	-	324,183.00
City Engineer	4224	320	54.14000	SP2105	Trail Projects	2021	947,607.00	-	-	-	-	947,607.00
Parks & Recreation	6210	320	54.12000	SP1910	Site Improvements	2019	226,589.00	89,301.10	-	-	20,483.00	116,804.90
Parks & Recreation	6210	320	54.12000	SP1911	Renovate Gymnasium	2019	50,000.00	11,721.89	-	-	-	38,278.11
Parks & Recreation	6210	320	54.12000	SP1914	Trails Program	2019	50,000.00	-	-	-	-	50,000.00
Parks & Recreation	6210	320	54.12000	SP1917	Priority Projects - Master Plan	2019	391,000.00	99,740.07	60,579.60	-	14,753.86	215,926.47
				SP2010				-	2,200.00	-	8,600.00	(10,800.00)

Department	Dept Number	Fund	Acct	Project Number	Project Description	Year	Revised Budget	Prior Expenditures	YTD Expenditures	Monthly Expenditures	Encumbrances	Available Budget
Parks & Recreation	6210	320	52.12000	SP2011	Engineering Services	2020	25,000.00	1,850.00				23,150.00
Parks & Recreation	6210	320	54.12000	SP2012	Sport Field Lighting	2020	225,000.00	-	-	-	-	225,000.00
Parks & Recreation	6210	320	54.12000	SP2013	Park Restrooms	2020	200,000.00	-	-	-	-	200,000.00
Parks & Recreation	6210	320	54.12000	SP2014	Parking Lots - New/Re-Top	2020	235,501.00	113,195.54	-	-	62,375.16	59,930.30
Parks & Recreation	6210	320	54.12000	SP2015	Security Cameras	2020	25,205.00	-	-	-	9,000.00	16,205.00
Parks & Recreation	6210	320	52.12000	SP2106	Engineering Services (Park Const Projects)	2021	25,000.00	-	-	-	-	25,000.00
Parks & Recreation	6210	320	52.12000	SP2107	Program/Project Management	2021	37,500.00	-	-	-	-	37,500.00
Parks & Recreation	6211	320	54.12000	SP2108	Sports Field Lighting	2021	212,500.00	-	-	-	-	212,500.00
Parks & Recreation	6211	320	54.12000	SP2109	Parking Lots - Parks	2021	200,000.00	-	-	-	-	200,000.00
Parks & Recreation	6211	320	54.12000	SP2110	J. Homestead Restoration	2021	50,000.00	-	-	-	-	50,000.00
Parks & Recreation	6211	320	54.12000	SP2111	Security Cameras	2021	25,000.00	-	-	-	-	25,000.00
Parks & Recreation	6212	320	54.12000	SP2112	Pool Renovations	2021	200,000.00	-	-	-	-	200,000.00
Contingency		320	57.90000		Contingencies	2021	52,393.00	-	4,387.90	-	2,862.10	45,143.00
Contingency		320	57.90000	SP2016	Contingencies	2021	109,641.64	-	-	-	-	109,641.64

15,596,284.02      7,194,951.44      273,308.49      52,128.63      297,989.67      7,830,034.42