



# City of Tucker

## MEMO

**To:** Honorable Mayor and City Council Members  
**From:** Robert J. Porche, Jr., Finance Director  
**Cc:** Tami Hanlin, City Manager  
**Date:** November 2, 2021  
**RE:** **September 2021** Interim Financials

---

### **Discussion:**

September 2021 interim financials reflect some additional revenue collections, but still not equal to the previous September 2020.

The Pooled Cash balance sits at \$11.579m as we received the first tranche of ARPA money. The Investment accounts are holding \$10m; which is almost the entire Unassigned Fund Balance or Reserves. The interest rate earned is .045%.

General Fund Revenues only totaled \$819,915 for the month of September 2021.

General Fund Expenditures are at 12.36% of budget and we will fully fund the Transfer to Capital of 6.475m in December 2021. It is still anticipated that expenditures will not exceed budgeted amounts at each department level.

SPLOST revenues continue to come in higher than budgeted. Expenditures in SPLOST are at 1.84% with several projects in progress.

Hotel/ Motel Taxes are showing signs of life with the addition of AirBnB and VRBO added to the roster of Hotel/Motel providers collecting 8% for overnight stays in the City of Tucker. The collections received in September were \$108,649 compared to \$73,421 last September. This month's collections exceeded September 2019.

### **Attachment:**

Summary Unaudited Financials  
Capital Projects Report



City of  
**Tucker**


# September 2021 Interim Financials

November 2, 2021

# Finance Department

---

1. Training new staff members
2. Audit Representation
3. ARPA Research
4. BS&A Payroll Training & Documentation
5. Project Accounting





100 – General Fund

206 – Tree Fund

220 – Grant Fund

250 – Multi-Grant

275 – Hotel/Motel

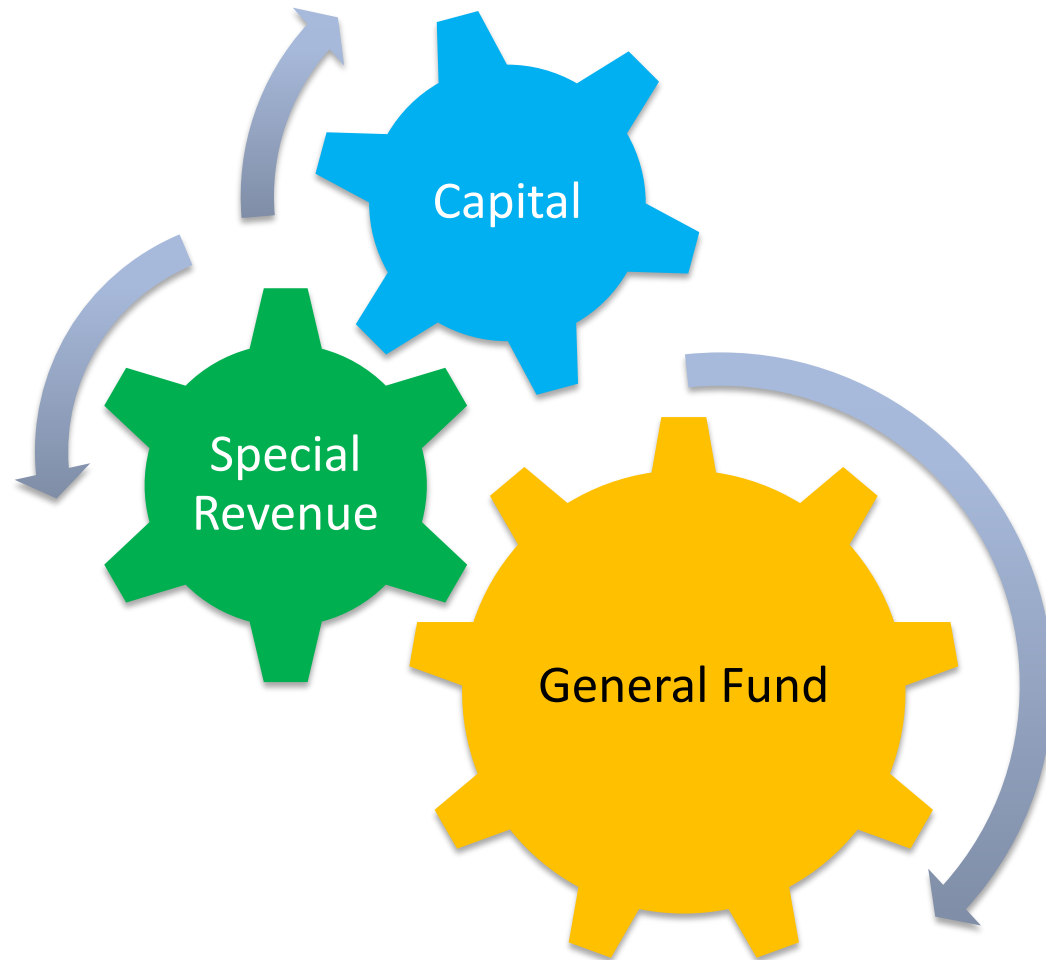
280 – Rental Motor Vehicle

300 – Capital

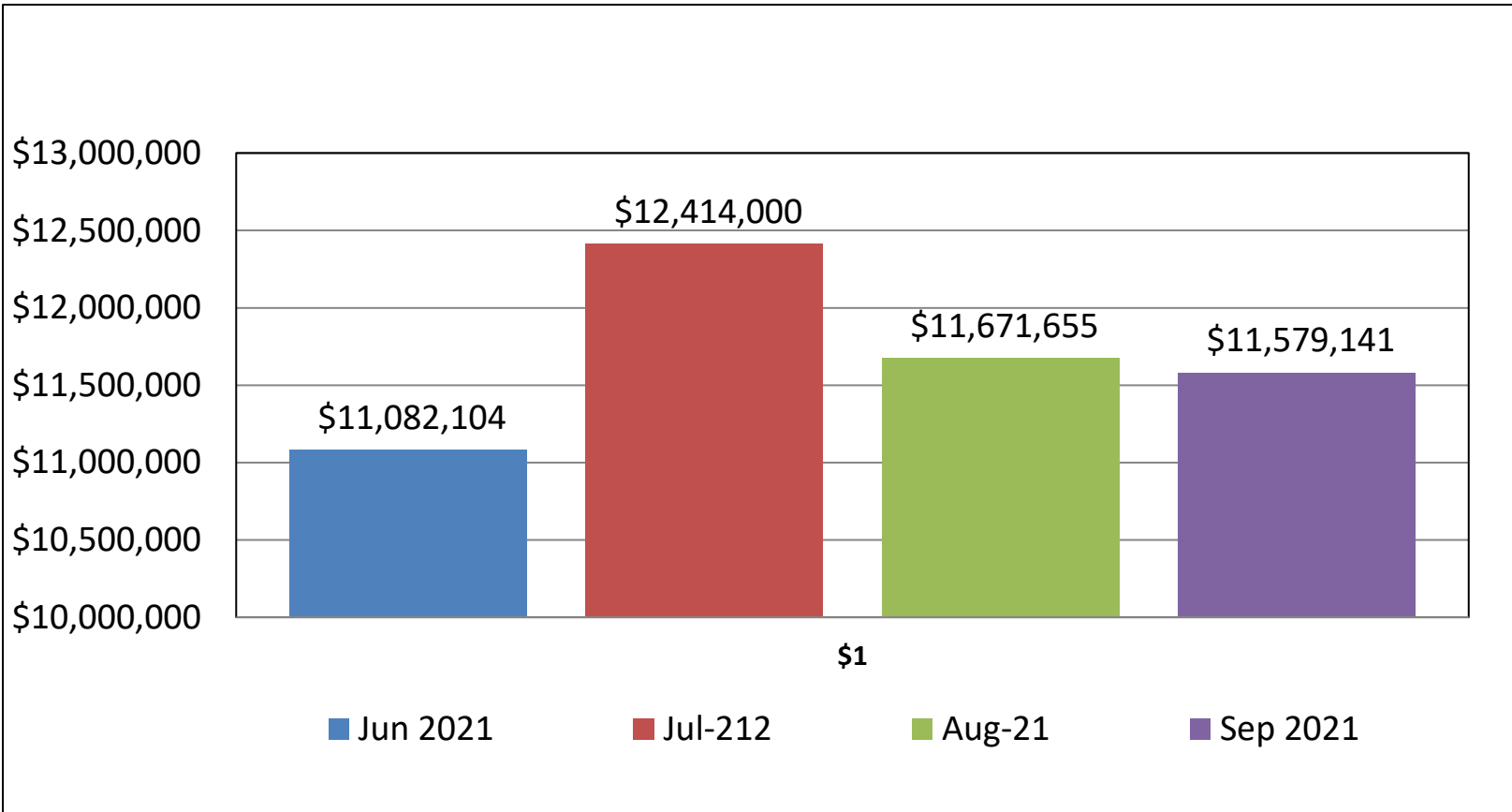
305 – City Hall

320 - SPLOST

# Fund Categories

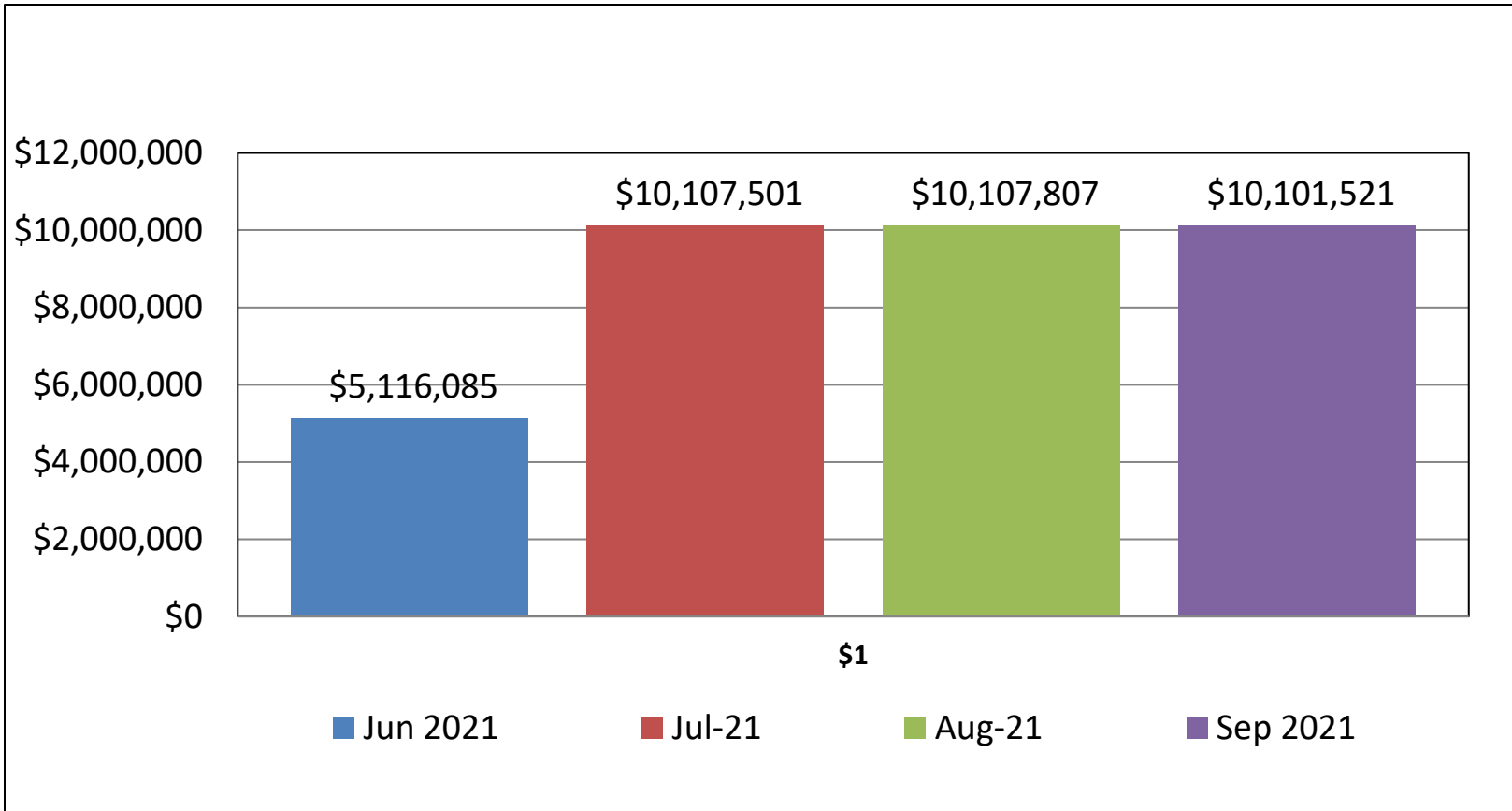


# Pooled Cash Summary



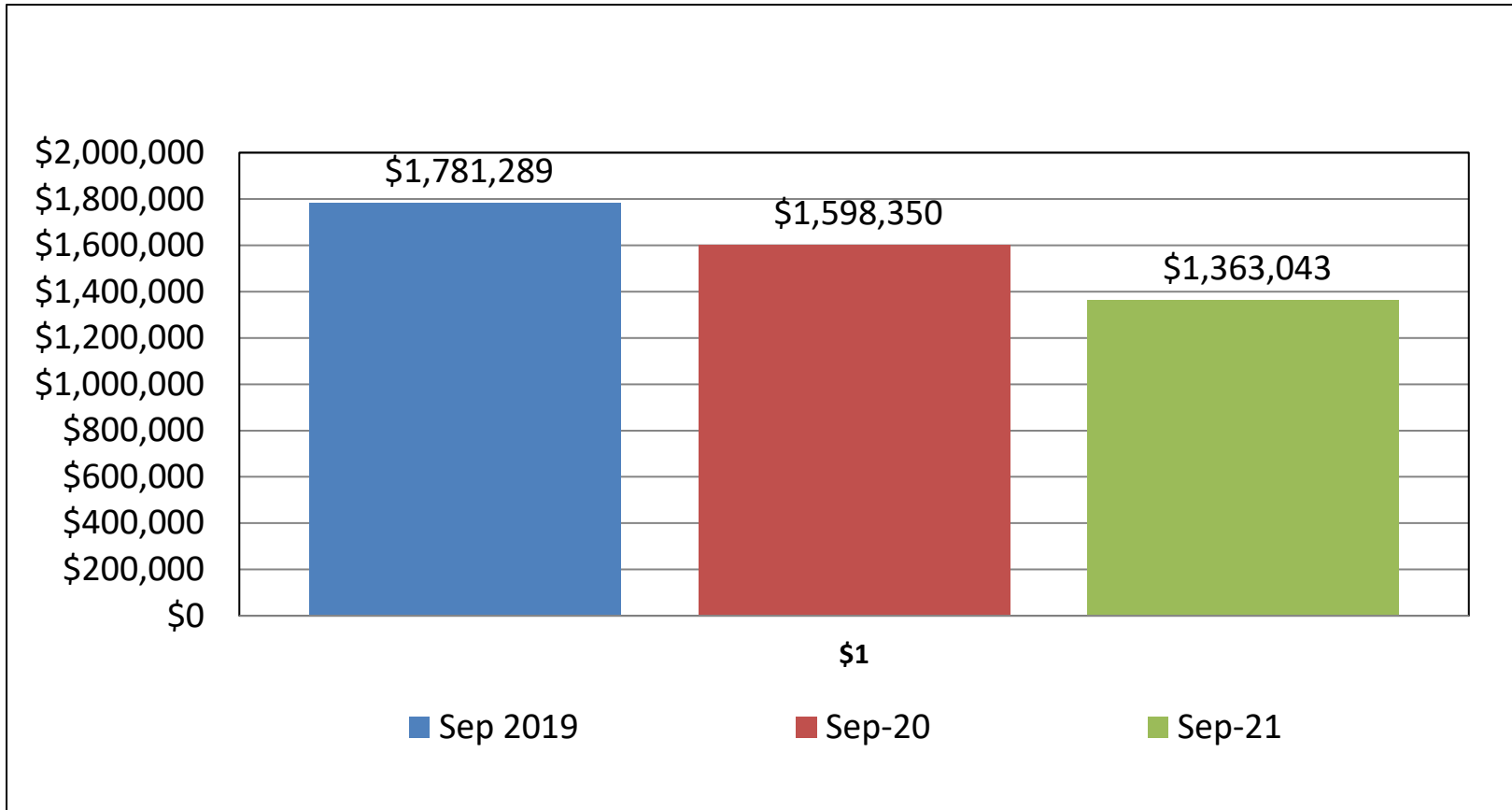
Pooled Cash includes General Fund, Tree Bank, Hotel Motel, Vehicle Excise, Capital, ARPA

# Investment Summary



Bottom Line: s-t Interest earned on surplus @ .043%

# General Fund Revenues – YTD Sept. 2021




Bottom Line: Quarter over Quarter is down from two previous years






# General Fund Revenue YTD - FY22



FY21: OTC \$4.4m – Franchise \$2.7m – Ins Prem \$2.68m – Millage \$1.854m – Bldg. \$899k



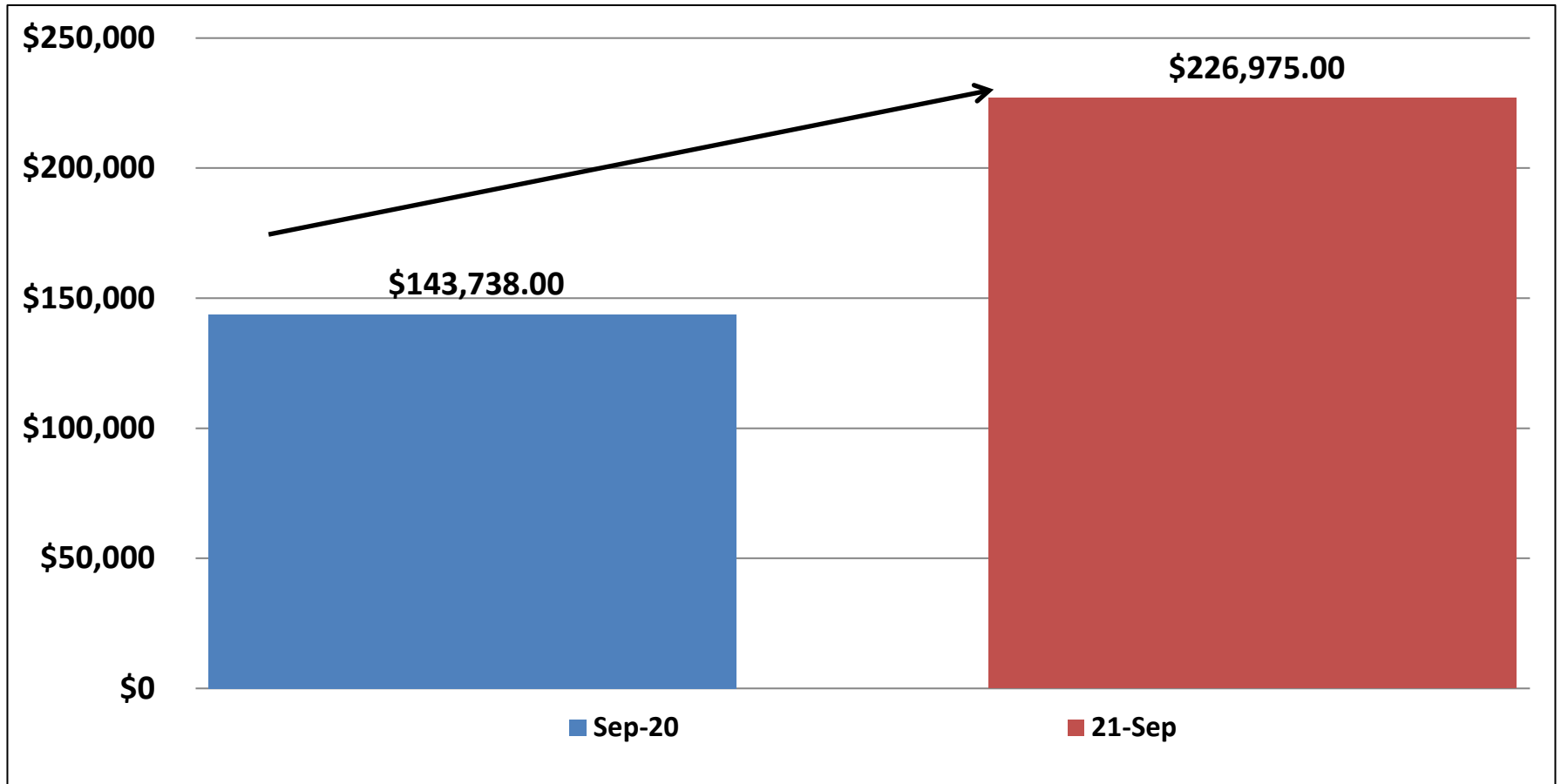
FY22 BUDET  
\$16,284,220

September  
30, 2021  
Executive  
Summary


1. Total General Fund Revenues  
\$1,363,043 = 8.34% of budget
2. Expenditures are at 12.36% of  
budget \$2,019,998
3. Contingency Expenditure of  
\$300,000 untapped
4. Cash Basis during Fiscal year
5. Surplus of \$11.7m available in  
General Fund



# Actual Revenues September '21 Hotel Motel Fund




Bottom Line : FY22 Revenues should come in higher with VRBO & AirBnB

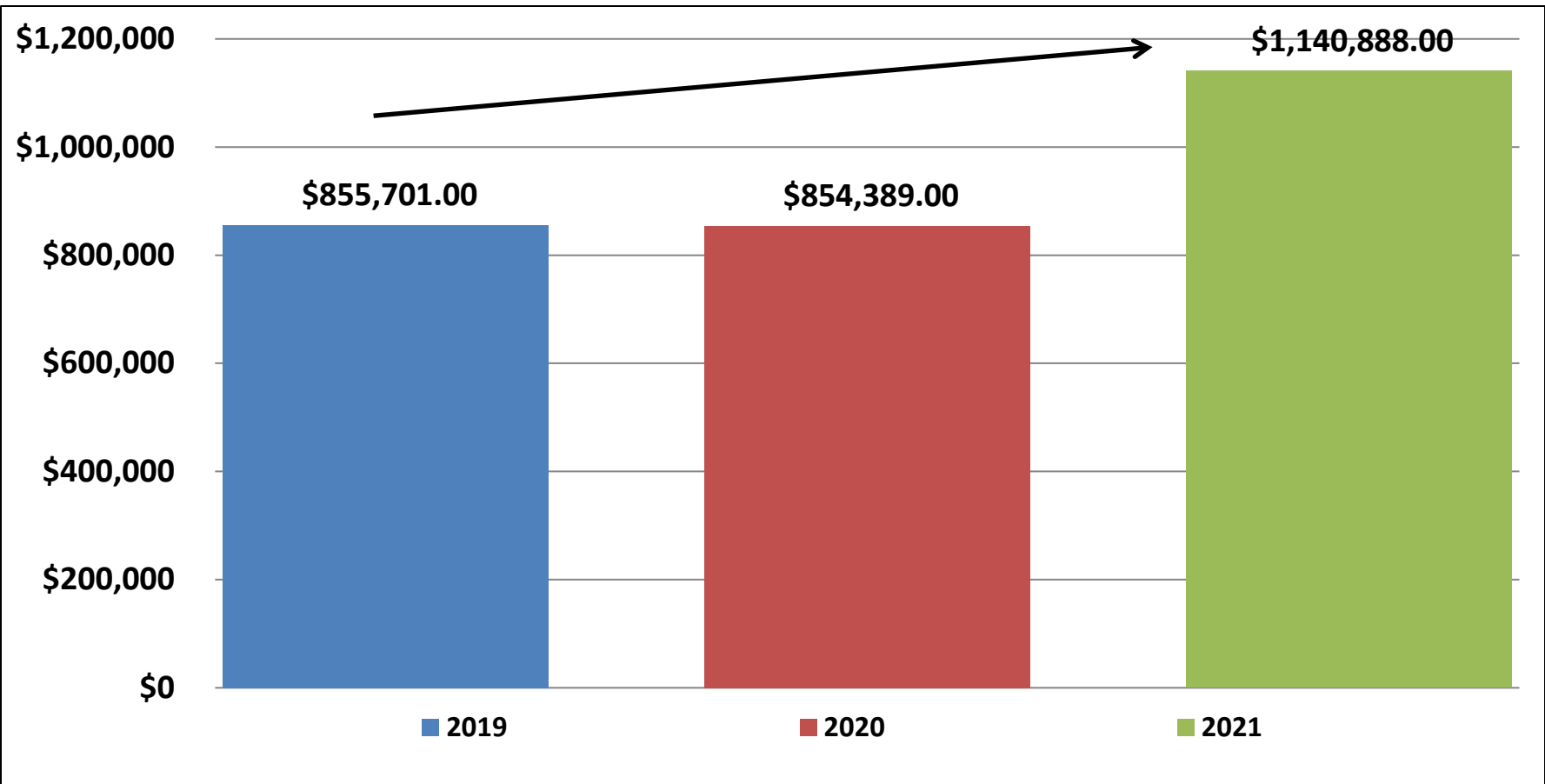


Sept. 30,  
2021  
Executive  
Summary


1. Total Hotel Motel Revenues are up slightly from last year.
2. FY22 Budget of \$900,000k is obtainable.
3. Expenditures are paid out the following Month
4. Percent of Payout = Discover DeKalb 40% \$360k, COT 41.25% \$371k, P&R Capital 18.75% \$169k
5. HB317 – AirBnB & VRBO



# Actual Revenues SPLOST YTD – FY22




Bottom Line : FY22 Revenues are at 12% of budget



Sept. 30,  
2021  
Executive  
Summary

1. Total SPLOST Revenues up \$286k over last year.
2. Budget raised to \$5.2m for FY22.
3. Expenditures are paid out Monthly. 1.84% spent to date.
4. Percent of Payout = Roads & Bridges 65%, Multi-Use 20%, P&R Capital 15.00%



# Status Summary and Action Plan

Metric	Status	Action Plan
Cash Position	●	Healthy through December 2021
General Fund – Cash Forecast	●	Recovering in Spring 2022
Revenue YTD	●	OTC Renewals, Ins. Premium, Permits, Property & Alcohol Taxes ↑
Revenue Forecast	●	Hotel Taxes, Vehicle Excise,
Expenditures YTD	●	At or Below Budget
Expenditures Forecast	●	Projections are obtainable
Fund Balance	●	Continue Budget Control \$11,757,219 (72%)

\*NOTE: Available Balance / Pct Budget Used does not reflect amounts encumbered.

GL NUMBER	DESCRIPTION	2021-22 AMENDED BUDGET	YTD BALANCE 09/30/2021	ACTIVITY FOR MONTH 09/30/2021	AVAILABLE BALANCE	% BDGT USED
Fund 100 - GENERAL FUND						
Revenues						
Dept 0000 - NON DEPARTMENTAL						
100-0000-31.13100	MOTOR VEHICLE TAX	3,500.00	1,517.80	474.53	1,982.20	43.37
100-0000-31.13150	TITLE AD VALOREM TAX	775,000.00	280,110.31	83,587.78	494,889.69	36.14
100-0000-31.13400	INTANGIBLE TAXES	0.00	150.38	86.20	(150.38)	100.00
100-0000-31.16000	REAL ESTATE TRANSFER TAXES	0.00	42.31	31.56	(42.31)	100.00
100-0000-31.17000	FRANCHISE FEES	2,700,000.00	7,752.39	190,473.90	2,692,247.61	0.29
100-0000-31.42000	ALCOHOLIC BEVERAGE EXCISE TAX	450,000.00	89,586.91	43,064.03	360,413.09	19.91
100-0000-31.43000	LOCAL OPTION MIXED DRINK	115,000.00	25,404.10	11,561.91	89,595.90	22.09
100-0000-31.61000	BUSINESS & OCCUPATION TAXES	3,300,000.00	189,785.95	43,300.94	3,110,214.05	5.75
100-0000-31.62000	INSURANCE PREMIUM TAX	2,600,000.00	0.00	0.00	2,600,000.00	0.00
100-0000-31.63000	FINANCIAL INSTITUTIONS TAXES	125,000.00	0.00	0.00	125,000.00	0.00
100-0000-31.90000	PENALTIES AND INTEREST	15,000.00	353.72	149.81	14,646.28	2.36
100-0000-32.11000	ALCOHOLIC BEVERAGES	335,000.00	12,538.29	4,188.29	322,461.71	3.74
100-0000-32.12200	INSURANCE LICENSE	48,000.00	500.00	300.00	47,500.00	1.04
100-0000-33.10000	GRANTS RECEIVED	360,000.00	0.00	0.00	360,000.00	0.00
100-0000-34.11900	OTHER FEES	1,200.00	435.72	89.90	764.28	36.31
100-0000-34.19100	ELECTION QUALIFYING FEE	0.00	5,820.00	0.00	(5,820.00)	100.00
100-0000-36.10000	INTEREST	5,000.00	798.23	320.11	4,201.77	15.96
100-0000-36.30000	UNREALIZED GAIN/LOSS ON INVESTMENTS	0.00	(6,606.00)	(6,606.00)	6,606.00	100.00
100-0000-37.10000	CONTRIBUTIONS / DONATIONS	59,910.00	99,910.00	30,000.00	(40,000.00)	166.77
100-0000-38.10001	MISCELLANEOUS REVENUE	0.00	480.67	174.76	(480.67)	100.00
100-0000-39.20000	USE OF FUND BALANCE	1,967,270.00	0.00	0.00	1,967,270.00	0.00
Total Dept 0000 - NON DEPARTMENTAL		12,859,880.00	708,580.78	401,197.72	12,151,299.22	5.51
Dept 2650 - MUNICIPAL COURT						
100-2650-35.10000	MUNICIPAL COURT	300,000.00	117,850.90	39,206.60	182,149.10	39.28
Total Dept 2650 - MUNICIPAL COURT		300,000.00	117,850.90	39,206.60	182,149.10	39.28
Dept 6210 - PARKS & RECREATION						
100-6210-31.91100	PENALTIES & INTEREST ON DELINQUENT TAXES	5,000.00	97.21	(49.05)	4,902.79	1.94
100-6210-33.70000	MILLAGE FROM DEKALB	1,780,000.00	220,327.06	208,403.09	1,559,672.94	12.38
100-6210-34.72001	CITY POOLS	25,000.00	21,470.00	1,100.00	3,530.00	85.88
100-6210-34.75000	PROGRAM FEES -- SUMMER CAMP	166,500.00	18,257.92	0.00	148,242.08	10.97
100-6210-34.75002	PROGRAM FEES - LEAGUES & TOURNAMENTS	25,000.00	7,530.00	700.00	17,470.00	30.12
100-6210-34.75003	PROGRAM FEES -- OTHER	12,000.00	4,155.00	3,405.00	7,845.00	34.63
100-6210-34.75004	GYM MEMBERSHIPS	0.00	2,334.00	1,939.00	(2,334.00)	100.00
100-6210-38.10000	RENTS & ROYALTIES	45,000.00	8,720.00	1,015.00	36,280.00	19.38
Total Dept 6210 - PARKS & RECREATION		2,058,500.00	282,891.19	216,513.04	1,775,608.81	13.74
Dept 7210 - COMMUNITY DEVELOPMENT						
100-7210-32.22000	BUILDING PERMITS	690,000.00	137,636.88	62,341.10	552,363.12	19.95
100-7210-32.22100	DEVELOPMENT PERMITS	22,500.00	16,574.00	3,290.00	5,926.00	73.66
Total Dept 7210 - COMMUNITY DEVELOPMENT		712,500.00	154,210.88	65,631.10	558,289.12	21.64
Dept 9000 - INTERFUND						



PERIOD ENDING 09/30/2021

% Fiscal Year Completed: 25.21

\*NOTE: Available Balance / Pct Budget Used does not reflect amounts encumbered.

GL NUMBER	DESCRIPTION	2021-22 AMENDED BUDGET	YTD BALANCE 09/30/2021	ACTIVITY FOR MONTH 09/30/2021	AVAILABLE BALANCE	% BDGT USED
Fund 100 - GENERAL FUND						
Revenues						
100-9000-39.12000	TRANSFER FROM HOTEL	371,250.00	94,412.85	93,627.24	276,837.15	25.43
100-9000-39.12200	TRANSFER FROM RENTAL CAR	42,000.00	5,097.26	3,739.39	36,902.74	12.14
Total Dept 9000 - INTERFUND		413,250.00	99,510.11	97,366.63	313,739.89	24.08
TOTAL REVENUES		16,344,130.00	1,363,043.86	819,915.09	14,981,086.14	8.34
Expenditures						
Dept 1110 - CITY COUNCIL						
100-1110-51.11000	REGULAR SALARIES	104,000.00	17,802.62	6,923.18	86,197.38	17.12
100-1110-51.22000	FICA TAXES	4,721.00	773.26	300.72	3,947.74	16.38
100-1110-51.24000	EMPLOYER 401A 10% MATCH CONTRIBUTION	6,200.00	949.49	369.24	5,250.51	15.31
100-1110-51.26000	UNEMPLOYMENT EXPENSE	1,795.00	(467.35)	0.00	2,262.35	(26.04)
100-1110-52.32000	CELL PHONES	6,900.00	1,041.29	529.64	5,858.71	15.09
100-1110-52.37000	EDUCATION & TRAINING	20,000.00	0.00	0.00	20,000.00	0.00
100-1110-53.10000	OPERATING SUPPLIES - MAYOR	5,000.00	1,519.09	0.00	3,480.91	30.38
100-1110-53.10001	OPERATING SUPPLIES - DIST 1 POST 1	3,000.00	0.00	0.00	3,000.00	0.00
100-1110-53.10002	OPERATING SUPPLIES - DIST 1 POST 2	3,000.00	0.00	0.00	3,000.00	0.00
100-1110-53.10003	OPERATING SUPPLIES - DIST 2 POST 1	3,000.00	2,025.28	0.00	974.72	67.51
100-1110-53.10004	OPERATING SUPPLIES - DIST 2 POST 2	3,000.00	2,025.28	0.00	974.72	67.51
100-1110-53.10005	OPERATING SUPPLIES - DIST 3 POST 1	3,000.00	0.00	0.00	3,000.00	0.00
100-1110-53.10006	OPERATING SUPPLIES - DIST 3 POST 2	3,000.00	0.00	0.00	3,000.00	0.00
Total Dept 1110 - CITY COUNCIL		166,616.00	25,668.96	8,122.78	140,947.04	15.41
Dept 1320 - CITY MANAGER						
100-1320-51.11000	REGULAR SALARIES	188,940.12	34,635.47	13,469.24	154,304.65	18.33
100-1320-51.12000	TEMPORARY SALARIES - CONTINGENCY	18,681.24	1,382.60	0.00	17,298.64	7.40
100-1320-51.21000	GROUP HEALTH INSURANCE	17,299.08	7,098.10	1,650.93	10,200.98	41.03
100-1320-51.21001	DENTAL INSURANCE	0.00	253.00	101.00	(253.00)	100.00
100-1320-51.21002	VISION INSURANCE	0.00	53.16	17.72	(53.16)	100.00
100-1320-51.21003	LIFE INSURANCE	228.00	123.00	41.00	105.00	53.95
100-1320-51.21004	LONG TERM DISABILITY INSURANCE	3,559.08	0.00	0.00	3,559.08	0.00
100-1320-51.21005	SHORT TERM DISABILITY INSURANCE	216.00	54.00	18.00	162.00	25.00
100-1320-51.22000	FICA TAXES	271.37	595.99	190.65	(324.62)	219.62
100-1320-51.22001	MEDICARE TAXES	2,739.63	0.00	0.00	2,739.63	0.00
100-1320-51.24000	EMPLOYER 401A 10% MATCH CONTRIBUTION	8,304.48	3,463.54	1,346.92	4,840.94	41.71
100-1320-51.24001	401(A) 4% MATCHING CONTRIBUTION	20,762.00	1,385.39	538.76	19,376.61	6.67
100-1320-51.26000	UNEMPLOYMENT EXPENSE	769.00	0.00	0.00	769.00	0.00
100-1320-51.27000	WORKERS COMP	1,121.00	246.39	82.13	874.61	21.98
100-1320-52.12000	PROFESSIONAL SERVICES	21,600.00	9,485.62	0.00	12,114.38	43.91
100-1320-52.32000	CELL PHONES	1,200.00	85.31	42.63	1,114.69	7.11
100-1320-52.35000	TRAVEL EXPENSE	4,750.00	0.00	0.00	4,750.00	0.00
100-1320-52.36000	DUES & FEES	2,500.00	1,095.01	116.67	1,404.99	43.80
100-1320-52.37000	EDUCATION & TRAINING	2,500.00	1,364.28	907.14	1,135.72	54.57
100-1320-53.10000	OPERATING SUPPLIES	1,000.00	0.00	0.00	1,000.00	0.00
100-1320-53.17500	HOSPITALITY SUPPLIES	1,000.00	0.00	0.00	1,000.00	0.00
Total Dept 1320 - CITY MANAGER		297,441.00	61,320.86	18,522.79	236,120.14	20.62

PERIOD ENDING 09/30/2021

% Fiscal Year Completed: 25.21

\*NOTE: Available Balance / Pct Budget Used does not reflect amounts encumbered.

GL NUMBER	DESCRIPTION	2021-22 AMENDED BUDGET	YTD BALANCE 09/30/2021	ACTIVITY FOR MONTH 09/30/2021	AVAILABLE BALANCE	% BDGT USED
Fund 100 - GENERAL FUND						
Expenditures						
Dept 1330 - CITY CLERK						
100-1330-51.11000	REGULAR SALARIES	124,277.00	17,561.05	5,942.32	106,715.95	14.13
100-1330-51.21000	GROUP HEALTH INSURANCE	18,065.44	5,368.71	951.41	12,696.73	29.72
100-1330-51.21001	DENTAL INSURANCE	0.00	100.00	0.00	(100.00)	100.00
100-1330-51.21002	VISION INSURANCE	0.00	44.30	8.86	(44.30)	100.00
100-1330-51.21003	LIFE INSURANCE	456.00	95.00	19.00	361.00	20.83
100-1330-51.21004	LONG TERM DISABILITY INSURANCE	3,460.80	0.00	0.00	3,460.80	0.00
100-1330-51.21005	SHORT TERM DISABILITY INSURANCE	432.00	90.00	18.00	342.00	20.83
100-1330-51.22000	FICA TAXES	0.00	247.72	83.94	(247.72)	100.00
100-1330-51.22001	MEDICARE TAXES	1,802.00	0.00	0.00	1,802.00	0.00
100-1330-51.24000	EMPLOYER 401A 10% MATCH CONTRIBUTION	4,908.76	1,756.13	594.24	3,152.63	35.78
100-1330-51.24001	401(A) 4% MATCHING CONTRIBUTION	12,438.00	619.88	237.70	11,818.12	4.98
100-1330-51.26000	UNEMPLOYMENT EXPENSE	513.00	(23.60)	0.00	536.60	(4.60)
100-1330-51.27000	WORKERS COMP	671.00	0.00	0.00	671.00	0.00
100-1330-52.11000	ELECTION SERVICES	50,000.00	0.00	0.00	50,000.00	0.00
100-1330-52.32000	CELL PHONES	600.00	85.31	42.63	514.69	14.22
100-1330-52.33000	ADVERTISING	3,500.00	575.63	0.00	2,924.37	16.45
100-1330-52.35000	TRAVEL EXPENSE	200.00	0.00	0.00	200.00	0.00
100-1330-52.36000	DUES & FEES	320.00	25.88	0.00	294.12	8.09
100-1330-52.37000	EDUCATION & TRAINING	6,200.00	0.00	0.00	6,200.00	0.00
100-1330-53.10000	OPERATING SUPPLIES	689.00	0.00	0.00	689.00	0.00
100-1330-54.24000	COMPUTER/SOFTWARE	28,708.00	14,043.77	1,281.47	14,664.23	48.92
Total Dept 1330 - CITY CLERK		257,241.00	40,589.78	9,179.57	216,651.22	15.78
Dept 1500 - FACILITIES & BUILDINGS						
100-1500-52.12000	PROFESSIONAL SERVICES	6,000.00	0.00	0.00	6,000.00	0.00
100-1500-52.13000	TECHNICAL SERVICES	26,880.00	6,377.64	2,069.31	20,502.36	23.73
100-1500-52.21300	JANITORIAL	16,920.00	1,140.00	380.00	15,780.00	6.74
100-1500-52.22000	REPAIRS & MAINTENANCE	0.00	1,006.59	1,006.59	(1,006.59)	100.00
100-1500-52.23100	BUILDING & OFFICE LEASES	401,857.00	104,231.75	34,313.64	297,625.25	25.94
100-1500-52.30100	REAL ESTATE RENTS/LEASES	0.00	375.24	125.08	(375.24)	100.00
100-1500-52.39000	OTHER EXPENDITURES	45,720.00	0.00	0.00	45,720.00	0.00
100-1500-53.12100	WATER/SEWER	5,160.00	201.57	21.43	4,958.43	3.91
100-1500-53.12300	ELECTRICITY	3,500.00	2,759.99	1,067.69	740.01	78.86
100-1500-54.25000	OTHER EQUIPMENT	10,000.00	0.00	0.00	10,000.00	0.00
Total Dept 1500 - FACILITIES & BUILDINGS		516,037.00	116,092.78	38,983.74	399,944.22	22.50
Dept 1510 - FINANCE ADMINISTRATION						
100-1510-51.11000	REGULAR SALARIES	361,813.00	62,380.76	24,383.64	299,432.24	17.24
100-1510-51.21000	GROUP HEALTH INSURANCE	80,927.50	25,917.88	6,279.22	55,009.62	32.03
100-1510-51.21001	DENTAL INSURANCE	0.00	734.00	253.00	(734.00)	100.00
100-1510-51.21002	VISION INSURANCE	0.00	124.04	44.30	(124.04)	100.00
100-1510-51.21003	LIFE INSURANCE	1,140.00	209.00	76.00	931.00	18.33
100-1510-51.21004	LONG TERM DISABILITY INSURANCE	6,458.00	0.00	0.00	6,458.00	0.00
100-1510-51.21005	SHORT TERM DISABILITY INSURANCE	1,080.00	198.00	72.00	882.00	18.33
100-1510-51.22000	FICA TAXES	0.00	858.48	335.61	(858.48)	100.00
100-1510-51.22001	MEDICARE TAXES	5,246.26	0.00	0.00	5,246.26	0.00
100-1510-51.24000	EMPLOYER 401A 10% MATCH CONTRIBUTION	14,282.24	6,238.06	2,438.36	8,044.18	43.68
100-1510-51.24001	401(A) 4% MATCHING CONTRIBUTION	35,706.50	2,495.22	975.34	33,211.28	6.99

PERIOD ENDING 09/30/2021

% Fiscal Year Completed: 25.21

\*NOTE: Available Balance / Pct Budget Used does not reflect amounts encumbered.

GL NUMBER	DESCRIPTION	2021-22 AMENDED BUDGET	YTD BALANCE 09/30/2021	ACTIVITY FOR MONTH 09/30/2021	AVAILABLE BALANCE	% BDGT USED
Fund 100 - GENERAL FUND						
Expenditures						
100-1510-51.26000	UNEMPLOYMENT EXPENSE	1,282.50	(73.61)	0.00	1,356.11	(5.74)
100-1510-51.27000	WORKERS COMP	1,955.00	246.36	82.12	1,708.64	12.60
100-1510-52.11000	AUDIT SERVICES	30,000.00	30,000.00	0.00	0.00	100.00
100-1510-52.12000	PROFESSIONAL SERVICES	30,000.00	26,216.25	26,173.00	3,783.75	87.39
100-1510-52.32000	CELL PHONES	1,950.00	261.42	130.68	1,688.58	13.41
100-1510-52.35000	TRAVEL EXPENSE	3,000.00	284.48	0.00	2,715.52	9.48
100-1510-52.36000	DUES & FEES	1,000.00	250.00	0.00	750.00	25.00
100-1510-52.37000	EDUCATION & TRAINING	3,000.00	1,074.00	0.00	1,926.00	35.80
100-1510-53.10000	OPERATING SUPPLIES	2,500.00	385.49	134.00	2,114.51	15.42
Total Dept 1510 - FINANCE ADMINISTRATION		581,341.00	157,799.83	61,377.27	423,541.17	27.14
Dept 1513 - OPERATING CONTINGENCIES						
100-1513-57.90000	CONTINGENCIES	300,000.00	0.00	0.00	300,000.00	0.00
Total Dept 1513 - OPERATING CONTINGENCIES		300,000.00	0.00	0.00	300,000.00	0.00
Dept 1530 - LEGAL SERVICES DEPARTMENT						
100-1530-52.12000	PROFESSIONAL SERVICES	35,000.00	25.02	25.02	34,974.98	0.07
100-1530-52.12200	ATTORNEY FEES/ANDERSON	204,000.00	51,000.00	17,000.00	153,000.00	25.00
100-1530-52.13000	OTHER SERVICES / TECHNICAL	345,000.00	28,986.35	2,758.33	316,013.65	8.40
100-1530-52.13100	CONTRACTUAL SERVICES	65,000.00	16,053.56	5,349.90	48,946.44	24.70
100-1530-52.32000	CELL PHONES	600.00	80.90	40.42	519.10	13.48
100-1530-52.36000	DUES & FEES	1,500.00	74.85	24.95	1,425.15	4.99
100-1530-52.37000	EDUCATION & TRAINING	0.00	500.00	0.00	(500.00)	100.00
100-1530-53.10000	OPERATING SUPPLIES	500.00	133.02	70.73	366.98	26.60
Total Dept 1530 - LEGAL SERVICES DEPARTMENT		651,600.00	96,853.70	25,269.35	554,746.30	14.86
Dept 1535 - IT/GIS						
100-1535-52.12300	CONTRACTUAL SVCS INTERDEV	467,412.00	110,644.32	36,643.44	356,767.68	23.67
100-1535-54.24000	COMPUTER/SOFTWARE	298,927.00	28,650.63	4,556.20	270,276.37	9.58
Total Dept 1535 - IT/GIS		766,339.00	139,294.95	41,199.64	627,044.05	18.18
Dept 1570 - COMMUNICATIONS						
100-1570-52.12100	CONTRACTUAL SVCS CH2M	406,411.00	101,604.00	33,868.00	304,807.00	25.00
100-1570-52.13000	OTHER SERVICES / TECHNICAL	28,500.00	24,000.00	0.00	4,500.00	84.21
100-1570-52.32000	CELL PHONES	3,000.00	511.86	255.78	2,488.14	17.06
100-1570-52.32050	POSTAGE	9,000.00	6,323.82	(15,454.46)	2,676.18	70.26
100-1570-52.34000	PRINTING	40,600.00	23,488.57	18,591.07	17,111.43	57.85
100-1570-52.36000	DUES & FEES	120.00	0.00	0.00	120.00	0.00
100-1570-53.10000	OPERATING SUPPLIES	20,000.00	(183.19)	120.00	20,183.19	(0.92)
100-1570-53.17500	HOSPITALITY SUPPLIES	40,000.00	12,706.95	0.00	27,293.05	31.77
100-1570-54.24000	COMPUTER/SOFTWARE	6,190.00	131.37	46.79	6,058.63	2.12
Total Dept 1570 - COMMUNICATIONS		553,821.00	168,583.38	37,427.18	385,237.62	30.44

PERIOD ENDING 09/30/2021

% Fiscal Year Completed: 25.21

\*NOTE: Available Balance / Pct Budget Used does not reflect amounts encumbered.

GL NUMBER	DESCRIPTION	2021-22 AMENDED BUDGET	YTD BALANCE 09/30/2021	ACTIVITY FOR MONTH 09/30/2021	AVAILABLE BALANCE	% BDGT USED
Fund 100 - GENERAL FUND						
Expenditures						
Dept 1595 - GENERAL OPERATIONS						
100-1595-52.12000	PROFESSIONAL SERVICES	98,000.00	6,736.26	2,336.88	91,263.74	6.87
100-1595-52.12100	CONTRACTUAL SVCS CH2M	381,849.00	72,525.14	24,191.00	309,323.86	18.99
100-1595-52.13000	OTHER SERVICES / TECHNICAL	1,240.00	1,090.00	37.00	150.00	87.90
100-1595-52.21400	LANDSCAPING	5,000.00	375.00	125.00	4,625.00	7.50
100-1595-52.31000	GENERAL LIABILITY INSURANCE	66,536.00	16,634.25	5,544.75	49,901.75	25.00
100-1595-52.32010	PHONES	30,000.00	8,020.19	2,689.61	21,979.81	26.73
100-1595-52.32050	POSTAGE	15,000.00	3,981.09	1,701.72	11,018.91	26.54
100-1595-52.34000	PRINTING	18,000.00	1,662.46	286.52	16,337.54	9.24
100-1595-52.36000	DUES & FEES	14,000.00	3,113.08	910.76	10,886.92	22.24
100-1595-52.36100	SERVICE FEES - CREDIT CARD	30,000.00	8,113.59	2,978.97	21,886.41	27.05
100-1595-52.36101	SERVICE FEES - BANKING	6,000.00	7.18	0.00	5,992.82	0.12
100-1595-53.10000	OPERATING SUPPLIES	40,000.00	5,799.16	637.94	34,200.84	14.50
100-1595-53.11000	OFFICE SUPPLIES	20,000.00	2,373.20	854.10	17,626.80	11.87
100-1595-53.13000	FOOD SUPPLIES	7,000.00	2,389.60	1,168.33	4,610.40	34.14
100-1595-54.25000	OTHER EQUIPMENT	17,000.00	4,219.68	1,579.67	12,780.32	24.82
Total Dept 1595 - GENERAL OPERATIONS		749,625.00	137,039.88	45,042.25	612,585.12	18.28
Dept 2650 - MUNICIPAL COURT						
100-2650-51.11000	REGULAR SALARIES	116,934.00	30,344.48	12,379.82	86,589.52	25.95
100-2650-51.21000	GROUP HEALTH INSURANCE	18,013.24	9,123.90	2,321.78	8,889.34	50.65
100-2650-51.21001	DENTAL INSURANCE	0.00	225.00	75.00	(225.00)	100.00
100-2650-51.21002	VISION INSURANCE	0.00	79.74	26.58	(79.74)	100.00
100-2650-51.21003	LIFE INSURANCE	456.00	171.00	57.00	285.00	37.50
100-2650-51.21004	LONG TERM DISABILITY INSURANCE	1,167.84	0.00	0.00	1,167.84	0.00
100-2650-51.21005	SHORT TERM DISABILITY INSURANCE	432.00	162.00	54.00	270.00	37.50
100-2650-51.22000	FICA TAXES	0.00	423.89	172.84	(423.89)	100.00
100-2650-51.22001	MEDICARE TAXES	1,696.00	0.00	0.00	1,696.00	0.00
100-2650-51.24000	EMPLOYER 401A 10% MATCH CONTRIBUTION	4,677.00	3,034.45	1,237.98	1,642.55	64.88
100-2650-51.24001	401(A) 4% MATCHING CONTRIBUTION	11,693.00	1,213.75	495.18	10,479.25	10.38
100-2650-51.26000	UNEMPLOYMENT EXPENSE	677.00	(23.46)	0.00	700.46	(3.47)
100-2650-51.27000	WORKERS COMP	631.92	0.00	0.00	631.92	0.00
100-2650-52.12000	PROFESSIONAL SERVICES	215,475.00	28,952.62	8,943.86	186,522.38	13.44
100-2650-52.32000	CELL PHONES	1,020.00	241.62	113.47	778.38	23.69
100-2650-52.36000	DUES & FEES	1,000.00	0.00	0.00	1,000.00	0.00
100-2650-52.37000	EDUCATION & TRAINING	4,825.00	3,710.59	1,024.30	1,114.41	76.90
100-2650-53.10000	OPERATING SUPPLIES	25,000.00	6,104.35	1,496.25	18,895.65	24.42
100-2650-54.24000	COMPUTER/SOFTWARE	23,850.00	2,413.35	1,204.45	21,436.65	10.12
Total Dept 2650 - MUNICIPAL COURT		427,548.00	86,177.28	29,602.51	341,370.72	20.16
Dept 4100 - CITY ENGINEER						
100-4100-52.12100	CONTRACTUAL SVCS CH2M	267,070.00	66,768.00	22,256.00	200,302.00	25.00
100-4100-52.22000	REPAIRS & MAINTENANCE	10,000.00	0.00	0.00	10,000.00	0.00
100-4100-52.32000	CELL PHONES	1,200.00	215.07	107.48	984.93	17.92
100-4100-52.33000	ADVERTISING	500.00	0.00	0.00	500.00	0.00
Total Dept 4100 - CITY ENGINEER		278,770.00	66,983.07	22,363.48	211,786.93	24.03

PERIOD ENDING 09/30/2021

% Fiscal Year Completed: 25.21

\*NOTE: Available Balance / Pct Budget Used does not reflect amounts encumbered.

GL NUMBER	DESCRIPTION	2021-22	YTD BALANCE	ACTIVITY FOR	AVAILABLE	% BDGT
		AMENDED BUDGET	09/30/2021	MONTH 09/30/2021	BALANCE	USED
Fund 100 - GENERAL FUND						
Expenditures						
Dept 6210 - PARKS & RECREATION						
100-6210-51.11000	REGULAR SALARIES	499,995.00	95,869.47	37,598.84	404,125.53	19.17
100-6210-51.12000	TEMPORARY SALARIES	182,700.00	35,798.25	2,258.00	146,901.75	19.59
100-6210-51.21000	GROUP HEALTH INSURANCE	136,036.66	33,663.22	7,897.23	102,373.44	24.75
100-6210-51.21001	DENTAL INSURANCE	0.00	834.00	278.00	(834.00)	100.00
100-6210-51.21002	VISION INSURANCE	0.00	134.22	44.74	(134.22)	100.00
100-6210-51.21003	LIFE INSURANCE	1,596.00	342.00	114.00	1,254.00	21.43
100-6210-51.21004	LONG TERM DISABILITY INSURANCE	5,942.00	0.00	0.00	5,942.00	0.00
100-6210-51.21005	SHORT TERM DISABILITY INSURANCE	1,512.00	324.00	108.00	1,188.00	21.43
100-6210-51.22000	FICA TAXES	776.48	4,830.61	1,043.83	(4,054.13)	622.12
100-6210-51.22001	MEDICARE TAXES	6,959.87	0.00	0.00	6,959.87	0.00
100-6210-51.24000	EMPLOYER 401A 10% MATCH CONTRIBUTION	13,042.86	8,362.71	3,198.45	4,680.15	64.12
100-6210-51.24001	401(A) 4% MATCHING CONTRIBUTION	47,999.13	2,538.41	983.73	45,460.72	5.29
100-6210-51.26000	UNEMPLOYMENT EXPENSE	8,795.00	(775.81)	0.00	9,570.81	(8.82)
100-6210-51.27000	WORKERS COMP	13,100.00	0.00	0.00	13,100.00	0.00
100-6210-52.12000	PROFESSIONAL SERVICES	30,000.00	7,915.39	2,693.07	22,084.61	26.38
100-6210-52.13100	CONTRACTUAL SERVICES	10,400.00	525.00	525.00	9,875.00	5.05
100-6210-52.21300	JANITORIAL	10,800.00	2,550.00	0.00	8,250.00	23.61
100-6210-52.22000	REPAIRS & MAINTENANCE	80,000.00	18,833.26	12,164.81	61,166.74	23.54
100-6210-52.22001	REPAIRS & MAINTENANCE - VEH	0.00	579.20	47.35	(579.20)	100.00
100-6210-52.23100	BUILDING & OFFICE LEASES	37,500.00	0.00	0.00	37,500.00	0.00
100-6210-52.32000	CELL PHONES	3,744.00	664.00	331.80	3,080.00	17.74
100-6210-52.33000	ADVERTISING	2,500.00	314.64	0.00	2,185.36	12.59
100-6210-52.34000	PRINTING	10,000.00	0.00	0.00	10,000.00	0.00
100-6210-52.35000	TRAVEL EXPENSE	500.00	364.60	364.60	135.40	72.92
100-6210-52.36000	DUES & FEES	2,250.00	449.58	206.00	1,800.42	19.98
100-6210-52.37000	EDUCATION & TRAINING	500.00	665.00	600.00	(165.00)	133.00
100-6210-53.10000	OPERATING SUPPLIES	62,500.00	14,376.09	3,275.87	48,123.91	23.00
100-6210-53.11000	OFFICE SUPPLIES	9,000.00	2,041.95	151.18	6,958.05	22.69
100-6210-53.12100	WATER/SEWER	15,000.00	3,045.80	784.03	11,954.20	20.31
100-6210-53.12200	NATURAL GAS	25,000.00	2,821.49	944.54	22,178.51	11.29
100-6210-53.12300	ELECTRICITY	42,000.00	14,285.16	5,657.36	27,714.84	34.01
100-6210-53.23000	FURNITURE AND FIXTURES	7,500.00	5,542.80	477.80	1,957.20	73.90
Total Dept 6210 - PARKS & RECREATION		1,267,649.00	256,895.04	81,748.23	1,010,753.96	20.27
Dept 6211 - PARKS						
100-6211-52.12000	PROFESSIONAL SERVICES	0.00	890.62	0.00	(890.62)	100.00
100-6211-52.13000	OTHER SERVICES / TECHNICAL	28,301.00	4,622.94	1,620.71	23,678.06	16.33
100-6211-52.13100	CONTRACTUAL SERVICES	22,740.00	4,885.00	4,885.00	17,855.00	21.48
100-6211-52.21100	SANITATION	25,600.00	4,592.54	2,264.92	21,007.46	17.94
100-6211-52.21400	LANDSCAPING	597,145.00	105,690.19	55,928.11	491,454.81	17.70
100-6211-52.22000	REPAIRS & MAINTENANCE	240,000.00	41,910.94	7,736.59	198,089.06	17.46
100-6211-53.10000	OPERATING SUPPLIES	60,500.00	5,068.99	788.67	55,431.01	8.38
100-6211-53.12100	WATER/SEWER	25,000.00	0.00	0.00	25,000.00	0.00
100-6211-53.12300	ELECTRICITY	49,000.00	7,907.83	2,681.61	41,092.17	16.14
Total Dept 6211 - PARKS		1,048,286.00	175,569.05	75,905.61	872,716.95	16.75
Dept 6212 - POOLS						
100-6212-52.13000	OTHER SERVICES / TECHNICAL	2,500.00	500.00	0.00	2,000.00	20.00

PERIOD ENDING 09/30/2021

% Fiscal Year Completed: 25.21

\*NOTE: Available Balance / Pct Budget Used does not reflect amounts encumbered.

GL NUMBER	DESCRIPTION	2021-22 AMENDED BUDGET	YTD BALANCE 09/30/2021	ACTIVITY FOR MONTH 09/30/2021	AVAILABLE BALANCE	% BDGT USED
<b>Fund 100 - GENERAL FUND</b>						
<b>Expenditures</b>						
100-6212-52.13100	CONTRACTUAL SERVICES	50,000.00	8,900.00	0.00	41,100.00	17.80
100-6212-52.22000	REPAIRS & MAINTENANCE	35,000.00	8,174.97	7,280.00	26,825.03	23.36
100-6212-53.10000	OPERATING SUPPLIES	25,000.00	13,350.59	87.68	11,649.41	53.40
100-6212-53.12300	ELECTRICITY	13,900.00	4,310.28	1,606.71	9,589.72	31.01
100-6212-54.23000	FURNITURE AND FIXTURES	2,500.00	0.00	0.00	2,500.00	0.00
<b>Total Dept 6212 - POOLS</b>		<b>128,900.00</b>	<b>35,235.84</b>	<b>8,974.39</b>	<b>93,664.16</b>	<b>27.34</b>
<b>Dept 7210 - COMMUNITY DEVELOPMENT</b>						
100-7210-52.12100	CONTRACTUAL SVCS CH2M	546,486.00	162,990.00	54,330.00	383,496.00	29.83
100-7210-52.32000	CELL PHONES	2,400.00	408.91	204.31	1,991.09	17.04
100-7210-52.33000	ADVERTISING	0.00	157.50	0.00	(157.50)	100.00
100-7210-52.36000	DUES & FEES	4,900.00	0.00	0.00	4,900.00	0.00
100-7210-53.10000	OPERATING SUPPLIES	500.00	331.97	94.45	168.03	66.39
100-7210-53.17500	HOSPITALITY SUPPLIES	500.00	0.00	0.00	500.00	0.00
<b>Total Dept 7210 - COMMUNITY DEVELOPMENT</b>		<b>554,786.00</b>	<b>163,888.38</b>	<b>54,628.76</b>	<b>390,897.62</b>	<b>29.54</b>
<b>Dept 7400 - PLANNING AND ZONING</b>						
100-7400-52.12100	CONTRACTUAL SVCS CH2M	714,216.00	216,183.00	72,061.00	498,033.00	30.27
100-7400-52.13000	OTHER SERVICES / TECHNICAL	8,000.00	600.00	600.00	7,400.00	7.50
100-7400-52.22000	REPAIRS & MAINTENANCE	50,000.00	0.00	0.00	50,000.00	0.00
100-7400-52.32000	CELL PHONES	2,400.00	341.24	170.52	2,058.76	14.22
100-7400-52.33000	ADVERTISING	2,500.00	180.00	120.00	2,320.00	7.20
100-7400-52.37000	EDUCATION & TRAINING	3,000.00	949.00	0.00	2,051.00	31.63
100-7400-53.10000	OPERATING SUPPLIES	2,000.00	1,729.48	1,060.74	270.52	86.47
100-7400-53.17500	HOSPITALITY SUPPLIES	500.00	97.55	0.00	402.45	19.51
<b>Total Dept 7400 - PLANNING AND ZONING</b>		<b>782,616.00</b>	<b>220,080.27</b>	<b>74,012.26</b>	<b>562,535.73</b>	<b>28.12</b>
<b>Dept 7520 - ECONOMIC DEV / DDA</b>						
100-7520-51.11000	REGULAR SALARIES	203,750.00	25,467.27	9,903.86	178,282.73	12.50
100-7520-51.21000	GROUP HEALTH INSURANCE	54,497.12	10,142.74	2,385.21	44,354.38	18.61
100-7520-51.21001	DENTAL INSURANCE	0.00	228.00	76.00	(228.00)	100.00
100-7520-51.21002	VISION INSURANCE	0.00	81.06	27.02	(81.06)	100.00
100-7520-51.21003	LIFE INSURANCE	0.00	57.00	19.00	(57.00)	100.00
100-7520-51.21004	LONG TERM DISABILITY INSURANCE	3,086.88	0.00	0.00	3,086.88	0.00
100-7520-51.21005	SHORT TERM DISABILITY INSURANCE	432.00	54.00	18.00	378.00	12.50
100-7520-51.22000	FICA TAXES	0.00	352.05	136.91	(352.05)	100.00
100-7520-51.22001	MEDICARE TAXES	2,954.00	0.00	0.00	2,954.00	0.00
100-7520-51.24000	EMPLOYER 401A 10% MATCH CONTRIBUTION	20,375.00	2,546.71	990.38	17,828.29	12.50
100-7520-51.24001	401(A) 4% MATCHING CONTRIBUTION	8,150.00	1,018.71	396.16	7,131.29	12.50
100-7520-51.26000	UNEMPLOYMENT EXPENSE	677.00	0.00	0.00	677.00	0.00
100-7520-51.27000	WORKERS COMP	1,100.00	0.00	0.00	1,100.00	0.00
100-7520-52.12100	CONTRACTUAL SVCS CH2M	105,794.00	26,448.00	8,816.00	79,346.00	25.00
100-7520-52.13000	OTHER SERVICES / TECHNICAL	50,000.00	0.00	0.00	50,000.00	0.00
100-7520-52.33000	ADVERTISING	20,585.00	0.00	0.00	20,585.00	0.00
100-7520-52.36000	DUES & FEES	435.00	51.40	25.45	383.60	11.82
100-7520-52.37000	EDUCATION & TRAINING	4,018.00	1,735.16	396.28	2,282.84	43.18
100-7520-53.10000	OPERATING SUPPLIES	2,500.00	2,820.62	90.39	(320.62)	112.82

REVENUE AND EXPENDITURE REPORT FOR CITY OF TUCKER  
 PERIOD ENDING 09/30/2021  
 % Fiscal Year Completed: 25.21

\*NOTE: Available Balance / Pct Budget Used does not reflect amounts encumbered.

GL NUMBER	DESCRIPTION	2021-22 AMENDED BUDGET	YTD BALANCE 09/30/2021	ACTIVITY FOR MONTH 09/30/2021	AVAILABLE BALANCE	% BDGT USED
Fund 100 - GENERAL FUND						
Expenditures						
100-7520-53.17500	HOSPITALITY SUPPLIES	2,000.00	923.07	0.00	1,076.93	46.15
Total Dept 7520 - ECONOMIC DEV / DDA		480,354.00	71,925.79	23,280.66	408,428.21	14.97
Dept 9000 - INTERFUND						
100-9000-61.30000	TRANSFER TO CAPITAL FUND	6,535,160.00	0.00	0.00	6,535,160.00	0.00
Total Dept 9000 - INTERFUND		6,535,160.00	0.00	0.00	6,535,160.00	0.00
TOTAL EXPENDITURES		16,344,130.00	2,019,998.84	655,640.47	14,324,131.16	12.36
Fund 100 - GENERAL FUND:						
TOTAL REVENUES		16,344,130.00	1,363,043.86	819,915.09	14,981,086.14	8.34
TOTAL EXPENDITURES		16,344,130.00	2,019,998.84	655,640.47	14,324,131.16	12.36
NET OF REVENUES & EXPENDITURES		0.00	(656,954.98)	164,274.62	656,954.98	100.00

REVENUE AND EXPENDITURE REPORT FOR CITY OF TUCKER

PERIOD ENDING 09/30/2021

% Fiscal Year Completed: 25.21

\*NOTE: Available Balance / Pct Budget Used does not reflect amounts encumbered.

GL NUMBER	DESCRIPTION	2021-22 AMENDED BUDGET	YTD BALANCE 09/30/2021	ACTIVITY FOR MONTH 09/30/2021	AVAILABLE BALANCE	% BDGT USED
Fund 206 - TREE FUND						
Revenues						
Dept 0000 - NON DEPARTMENTAL						
206-0000-37.10000	CONTRIBUTIONS / DONATIONS	50,000.00	3,475.00	0.00	46,525.00	6.95
Total Dept 0000 - NON DEPARTMENTAL		50,000.00	3,475.00	0.00	46,525.00	6.95
TOTAL REVENUES		50,000.00	3,475.00	0.00	46,525.00	6.95
Expenditures						
Dept 4100 - CITY ENGINEER						
206-4100-54.12000	CAPITAL - SITE IMPROVEMENTS	25,000.00	0.00	0.00	25,000.00	0.00
Total Dept 4100 - CITY ENGINEER		25,000.00	0.00	0.00	25,000.00	0.00
Dept 7400 - PLANNING AND ZONING						
206-7400-52.22000	REPAIRS & MAINTENANCE	25,000.00	0.00	0.00	25,000.00	0.00
Total Dept 7400 - PLANNING AND ZONING		25,000.00	0.00	0.00	25,000.00	0.00
TOTAL EXPENDITURES		50,000.00	0.00	0.00	50,000.00	0.00
Fund 206 - TREE FUND:						
TOTAL REVENUES		50,000.00	3,475.00	0.00	46,525.00	6.95
TOTAL EXPENDITURES		50,000.00	0.00	0.00	50,000.00	0.00
NET OF REVENUES & EXPENDITURES		0.00	3,475.00	0.00	(3,475.00)	100.00



PERIOD ENDING 09/30/2021

% Fiscal Year Completed: 25.21

\*NOTE: Available Balance / Pct Budget Used does not reflect amounts encumbered.

GL NUMBER	DESCRIPTION	2021-22 AMENDED BUDGET	YTD BALANCE 09/30/2021	ACTIVITY FOR MONTH 09/30/2021	AVAILABLE BALANCE	% BDGT USED
Fund 230 - AMERICAN RESCUE PLAN ACT OF 2021						
Revenues						
Dept 0000 - NON DEPARTMENTAL						
230-0000-33.21000	AMERICAN RESCUE PLAN ACT OF 2021	6,795,608.00	6,795,608.00	0.00	0.00	100.00
Total Dept 0000 - NON DEPARTMENTAL		6,795,608.00	6,795,608.00	0.00	0.00	100.00
TOTAL REVENUES		6,795,608.00	6,795,608.00	0.00	0.00	100.00
Expenditures						
Dept 0000 - NON DEPARTMENTAL						
230-0000-57.90000	CONTINGENCIES	6,795,608.00	0.00	0.00	6,795,608.00	0.00
Total Dept 0000 - NON DEPARTMENTAL		6,795,608.00	0.00	0.00	6,795,608.00	0.00
TOTAL EXPENDITURES		6,795,608.00	0.00	0.00	6,795,608.00	0.00
Fund 230 - AMERICAN RESCUE PLAN ACT OF 2021 :						
TOTAL REVENUES		6,795,608.00	6,795,608.00	0.00	0.00	100.00
TOTAL EXPENDITURES		6,795,608.00	0.00	0.00	6,795,608.00	0.00
NET OF REVENUES & EXPENDITURES		0.00	6,795,608.00	0.00	(6,795,608.00)	100.00

REVENUE AND EXPENDITURE REPORT FOR CITY OF TUCKER

PERIOD ENDING 09/30/2021

% Fiscal Year Completed: 25.21

\*NOTE: Available Balance / Pct Budget Used does not reflect amounts encumbered.

GL NUMBER	DESCRIPTION	2021-22 AMENDED BUDGET	YTD BALANCE 09/30/2021	ACTIVITY FOR MONTH 09/30/2021	AVAILABLE BALANCE	% BDGT USED
Fund 250 - MULTIPLE GRANT FUND						
Revenues						
Dept 0000 - NON DEPARTMENTAL						
250-0000-33.10000-GDNR21	DNR GRANT FY21	(50,000.00)	0.00	0.00	(50,000.00)	0.00
250-0000-33.10000-GEFA20	GRANTS RECEIVED	0.50	0.00	0.00	0.50	0.00
Total Dept 0000 - NON DEPARTMENTAL		(49,999.50)	0.00	0.00	(49,999.50)	0.00
TOTAL REVENUES		(49,999.50)	0.00	0.00	(49,999.50)	0.00
Expenditures						
Dept 0000 - NON DEPARTMENTAL						
250-0000-54.12000-GEFA20	CAPITAL - SITE IMPROVEMENTS	0.50	0.00	0.00	0.50	0.00
Total Dept 0000 - NON DEPARTMENTAL		0.50	0.00	0.00	0.50	0.00
TOTAL EXPENDITURES		0.50	0.00	0.00	0.50	0.00
Fund 250 - MULTIPLE GRANT FUND:						
TOTAL REVENUES		(49,999.50)	0.00	0.00	(49,999.50)	0.00
TOTAL EXPENDITURES		0.50	0.00	0.00	0.50	0.00
NET OF REVENUES & EXPENDITURES		(50,000.00)	0.00	0.00	(50,000.00)	0.00

REVENUE AND EXPENDITURE REPORT FOR CITY OF TUCKER  
 PERIOD ENDING 09/30/2021  
 % Fiscal Year Completed: 25.21

\*NOTE: Available Balance / Pct Budget Used does not reflect amounts encumbered.

GL NUMBER	DESCRIPTION	2021-22 AMENDED BUDGET	YTD BALANCE 09/30/2021	ACTIVITY FOR MONTH 09/30/2021	AVAILABLE BALANCE	% BDGT USED
Fund 275 - HOTEL/MOTEL						
Revenues						
Dept 0000 - NON DEPARTMENTAL						
275-0000-31.41000	HOTEL/MOTEL EXCISE TAX	900,000.00	226,975.11	108,649.13	673,024.89	25.22
Total Dept 0000 - NON DEPARTMENTAL		900,000.00	226,975.11	108,649.13	673,024.89	25.22
TOTAL REVENUES		900,000.00	226,975.11	108,649.13	673,024.89	25.22
Expenditures						
Dept 6210 - PARKS & RECREATION						
275-6210-61.30000	TRANSFER TO CAPITAL FUND	168,750.00	41,772.22	42,557.83	126,977.78	24.75
Total Dept 6210 - PARKS & RECREATION		168,750.00	41,772.22	42,557.83	126,977.78	24.75
Dept 7540 - ECONOMIC DEV / DDA						
275-7540-57.20000	DISCOVER DEKALB	360,000.00	90,790.05	90,790.05	269,209.95	25.22
275-7540-61.10000	TRANSFER TO GENERAL FUND	371,250.00	94,412.85	93,627.24	276,837.15	25.43
Total Dept 7540 - ECONOMIC DEV / DDA		731,250.00	185,202.90	184,417.29	546,047.10	25.33
TOTAL EXPENDITURES		900,000.00	226,975.12	226,975.12	673,024.88	25.22
Fund 275 - HOTEL/MOTEL:						
TOTAL REVENUES		900,000.00	226,975.11	108,649.13	673,024.89	25.22
TOTAL EXPENDITURES		900,000.00	226,975.12	226,975.12	673,024.88	25.22
NET OF REVENUES & EXPENDITURES		0.00	(0.01)	(118,325.99)	0.01	100.00

PERIOD ENDING 09/30/2021

% Fiscal Year Completed: 25.21

\*NOTE: Available Balance / Pct Budget Used does not reflect amounts encumbered.

GL NUMBER	DESCRIPTION	2021-22 AMENDED BUDGET	YTD BALANCE 09/30/2021	ACTIVITY FOR MONTH 09/30/2021	AVAILABLE BALANCE	% BDGT USED
Fund 280 - RENTAL MOTOR VEHICLE FUND						
Revenues						
Dept 0000 - NON DEPARTMENTAL						
280-0000-31.44000	RENTAL CAR EXCISE TAX	42,000.00	5,097.26	2,993.41	36,902.74	12.14
Total Dept 0000 - NON DEPARTMENTAL		42,000.00	5,097.26	2,993.41	36,902.74	12.14
TOTAL REVENUES		42,000.00	5,097.26	2,993.41	36,902.74	12.14
Expenditures						
Dept 7540 - ECONOMIC DEV / DDA						
280-7540-61.10000	TRANSFER TO GENERAL FUND	42,000.00	5,097.26	3,739.39	36,902.74	12.14
Total Dept 7540 - ECONOMIC DEV / DDA		42,000.00	5,097.26	3,739.39	36,902.74	12.14
TOTAL EXPENDITURES		42,000.00	5,097.26	3,739.39	36,902.74	12.14
Fund 280 - RENTAL MOTOR VEHICLE FUND:						
TOTAL REVENUES		42,000.00	5,097.26	2,993.41	36,902.74	12.14
TOTAL EXPENDITURES		42,000.00	5,097.26	3,739.39	36,902.74	12.14
NET OF REVENUES & EXPENDITURES		0.00	0.00	(745.98)	0.00	0.00

\*NOTE: Available Balance / Pct Budget Used does not reflect amounts encumbered.

GL NUMBER	DESCRIPTION	2021-22 AMENDED BUDGET	YTD BALANCE 09/30/2021	ACTIVITY FOR MONTH 09/30/2021	AVAILABLE BALANCE	% BGD USED
Fund 300 - CAPITAL						
Revenues						
Dept 9000 - INTERFUND						
300-9000-39.12000	TRANSFER FROM HOTEL	168,750.00	61,212.52	42,557.83	107,537.48	36.27
300-9000-39.30000	TRANSFER FROM GENERAL FUND	6,535,160.00	0.00	0.00	6,535,160.00	0.00
Total Dept 9000 - INTERFUND		6,703,910.00	61,212.52	42,557.83	6,642,697.48	0.91
TOTAL REVENUES		6,703,910.00	61,212.52	42,557.83	6,642,697.48	0.91
Expenditures						
Dept 1320 - CITY MANAGER						
300-1320-54.11000-CM2003	LAND PURCHASES FY20	73,252.94	13,500.00	10,000.00	59,752.94	18.43
300-1320-54.11000-CM2202	LAND ACQUISITION FY22	300,000.00	0.00	0.00	300,000.00	0.00
300-1320-54.12000-CM2004	SITE IMPROVEMENTS FY20	57,042.61	17,529.53	4,361.04	39,513.08	30.73
300-1320-54.12000-CM2201	OLD LIBRARY SITE IMPROVEMENTS FY22	200,000.00	106,604.38	0.00	93,395.62	53.30
Total Dept 1320 - CITY MANAGER		630,295.55	137,633.91	14,361.04	492,661.64	21.84
Dept 1330 - CITY CLERK						
300-1330-54.24000-CC2101	NEW MEETING MGMT SOFTWARE FY21	17,355.00	0.00	0.00	17,355.00	0.00
300-1330-54.24000-CC2201	BS&A HUMAN RESOURCE MODULE FY22	36,355.00	20,900.00	20,900.00	15,455.00	57.49
Total Dept 1330 - CITY CLERK		53,710.00	20,900.00	20,900.00	32,810.00	38.91
Dept 1513 - OPERATING CONTINGENCIES						
300-1513-57.90000-OC2001	CONTINGENCIES	506,060.15	0.00	0.00	506,060.15	0.00
Total Dept 1513 - OPERATING CONTINGENCIES		506,060.15	0.00	0.00	506,060.15	0.00
Dept 1535 - IT/GIS						
300-1535-54.24000-IT2010	COMPUTER/SOFTWARE	5,450.05	0.00	0.00	5,450.05	0.00
300-1535-54.24000-IT2101	COMPUTER REPLACEMENT	60,039.44	0.00	0.00	60,039.44	0.00
Total Dept 1535 - IT/GIS		65,489.49	0.00	0.00	65,489.49	0.00
Dept 1570 - COMMUNICATIONS						
300-1570-52.12000-CO2201	WEBSITE REDESIGN FY22	35,000.00	0.00	0.00	35,000.00	0.00
Total Dept 1570 - COMMUNICATIONS		35,000.00	0.00	0.00	35,000.00	0.00
Dept 2650 - MUNICIPAL COURT						
300-2650-54.23000-CT2201	KIOSK FY22	10,000.00	0.00	0.00	10,000.00	0.00
300-2650-54.23000-CT2202	FINGERRINT MACHINE FY22	15,000.00	0.00	0.00	15,000.00	0.00
300-2650-54.24000-CT2101	E TICKET SOFTWARE	50,000.00	0.00	0.00	50,000.00	0.00
Total Dept 2650 - MUNICIPAL COURT		75,000.00	0.00	0.00	75,000.00	0.00

\*NOTE: Available Balance / Pct Budget Used does not reflect amounts encumbered.

GL NUMBER	DESCRIPTION	2021-22 AMENDED BUDGET	YTD BALANCE 09/30/2021	ACTIVITY FOR MONTH 09/30/2021	AVAILABLE BALANCE	% BDGT USED
Fund 300 - CAPITAL						
Expenditures						
Dept 4100 - CITY ENGINEER						
300-4100-52.12000-CE2103	PROGRAM MANAGEMENT	7,360.86	5,261.90	2,551.24	2,098.96	71.48
300-4100-52.12000-CE2110	ENGINEER DESIGN/STUDIES	27,587.50	2,245.00	0.00	25,342.50	8.14
300-4100-52.12000-CE2202	INTERSECTION RADII FY22	100,000.00	0.00	0.00	100,000.00	0.00
300-4100-52.12000-CE2206	PROGRAM MGMT FY22	50,000.00	0.00	0.00	50,000.00	0.00
300-4100-52.12000-CE2207	ENGINEERING DESIGN SERVICES FY22	50,000.00	0.00	0.00	50,000.00	0.00
300-4100-52.12000-CE2210	SAFETY STUDY HUGH HOWELL RD FY22	100,000.00	0.00	0.00	100,000.00	0.00
300-4100-54.12000-CE2104	LAWRENCEVILLE HWY@I-285 LANDSCAPE	100,000.00	0.00	0.00	100,000.00	0.00
300-4100-54.12000-CE2105	TUCKER STREETSCAPES LANDSCAPING	137,900.00	0.00	0.00	137,900.00	0.00
300-4100-54.12000-CE2106	TUCKER STREETSCAPES STREETLIGHTS	16,498.00	0.00	0.00	16,498.00	0.00
300-4100-54.12000-CE2201	CHAMBLEE-TUCKER RD IMP FY22	1,500,000.00	0.00	0.00	1,500,000.00	0.00
300-4100-54.12000-CE2208	FELLOWSHIP@IDLEWOOD FY22	100,000.00	0.00	0.00	100,000.00	0.00
300-4100-54.12000-CE2209	ROSSER ROAD FY22	904,425.40	1,875.00	1,875.00	902,550.40	0.21
300-4100-54.14000-CE2005	INFRASTRUCTURE ROADS	12,249.00	0.00	0.00	12,249.00	0.00
300-4100-54.14000-CE2006	MARTA BUS PADS	677.00	0.00	0.00	677.00	0.00
300-4100-54.14000-CE2011	INFRASTRUCTURE ROADS	11,367.91	0.00	0.00	11,367.91	0.00
300-4100-54.14000-CE2102	INFRASTRUCTURE ROADS	466,927.30	224,948.50	0.00	241,978.80	48.18
300-4100-54.14000-CE2109	SMOKERISE ELEMENTARY PROJECT	513,352.38	696,394.48	250,865.61	(183,042.10)	135.66
300-4100-54.14000-CE2203	MARTA BUS PADS FY22	100,000.00	0.00	0.00	100,000.00	0.00
300-4100-54.14000-CE2204	RESURFACING FY22	1,860,000.00	0.00	0.00	1,860,000.00	0.00
Total Dept 4100 - CITY ENGINEER		6,058,345.35	930,724.88	255,291.85	5,127,620.47	15.36
Dept 4224 - SIDEWALKS						
300-4224-54.14000-CE2108	SIDEWALKS	129,563.14	0.00	0.00	129,563.14	0.00
300-4224-54.14000-CE2205	SIDEWALKS FY22	509,910.00	0.00	0.00	509,910.00	0.00
Total Dept 4224 - SIDEWALKS		639,473.14	0.00	0.00	639,473.14	0.00
Dept 6210 - PARKS & RECREATION						
300-6210-52.12000-PR2107	PROJECT MANAGEMENT	24,100.00	9,022.50	3,397.50	15,077.50	37.44
300-6210-54.12000-PR2006	TRAILS	0.01	0.00	0.00	0.01	0.00
300-6210-54.12000-PR2007	DOG PARK MONTREAL	46,805.00	0.00	0.00	46,805.00	0.00
300-6210-54.12000-PR2010	PARK IMPROVEMENTS	259,232.61	0.00	0.00	259,232.61	0.00
300-6210-54.13000-PR2103	TRC IMPROVEMENTS	3,264.53	550.00	0.00	2,714.53	16.85
300-6210-54.20000-PR2012	PORTABLE GYMNASTICS	33,984.06	6,367.08	4,750.00	27,616.98	18.74
300-6210-54.23000-PR1911	WEIGHTROOM EQUIPMENT	2,229.22	2,319.50	0.00	(90.28)	104.05
300-6210-54.23100-PR1913	SIGNS	75,000.00	62,500.00	0.00	12,500.00	83.33
300-6210-54.23100-PR2014	SIGNS	7,119.11	0.00	0.00	7,119.11	0.00
Total Dept 6210 - PARKS & RECREATION		451,734.54	80,759.08	8,147.50	370,975.46	17.88
Dept 6211 - PARKS						
300-6211-52.12000-PR2104	PARKS & REC STUDIES	25,000.00	0.00	0.00	25,000.00	0.00
300-6211-52.12000-PR2105	PARK CONSTRUCTION PLAN	57,723.08	50,007.52	0.00	7,715.56	86.63
300-6211-52.12000-PR2106	PARK MASTER PLAN STUDIES	60,000.00	0.00	0.00	60,000.00	0.00
300-6211-54.12000-PR2101	PIER/DOCK REPAIR AND TRAILS	50,000.00	0.00	0.00	50,000.00	0.00
300-6211-54.12000-PR2102	PLAYGROUNDS	106,250.00	8,280.00	8,280.00	97,970.00	7.79
300-6211-54.12000-PR2108	PARK FENCING	50,000.00	0.00	0.00	50,000.00	0.00
300-6211-54.12000-PR2109	TRAILS	71,604.00	11,050.00	11,050.00	60,554.00	15.43

PERIOD ENDING 09/30/2021

% Fiscal Year Completed: 25.21

\*NOTE: Available Balance / Pct Budget Used does not reflect amounts encumbered.

GL NUMBER	DESCRIPTION	2021-22 AMENDED BUDGET	YTD BALANCE 09/30/2021	ACTIVITY FOR MONTH 09/30/2021	AVAILABLE BALANCE	% BDGT USED
Fund 300 - CAPITAL						
Expenditures						
300-6211-54.12000-PR2110	DOG PARKS	4,556.77	0.00	0.00	4,556.77	0.00
300-6211-54.12000-PR2113	RECREATION PROJECTS -- TOURISM H/M TAXES	148,446.00	67,908.00	12,530.00	80,538.00	45.75
300-6211-54.12000-PR2115	PETERS PARK	32,151.03	5,085.00	0.00	27,066.03	15.82
300-6211-54.12000-PR2116	J. HOMESTEAD PROJECT	98,760.48	29,373.00	0.00	69,387.48	29.74
300-6211-54.12000-PR2201	FITZGERALD PARK IMPROVEMENTS FY22	500,000.00	36,230.32	36,230.32	463,769.68	7.25
300-6211-54.12000-PR2202	GENERAL PARK IMPROVEMENTS FY22	30,000.00	0.00	0.00	30,000.00	0.00
300-6211-54.12000-PR2204	SPORTS FIELD LIGHTING FY22	200,000.00	0.00	0.00	200,000.00	0.00
300-6211-54.12000-PR2205	TENNIS COURT IMPROVEMENTS FY22	90,000.00	0.00	0.00	90,000.00	0.00
300-6211-54.12000-PR2206	TRAIL IMPROVEMENTS FY22	90,000.00	0.00	0.00	90,000.00	0.00
300-6211-54.12000-PR2207	COFER TRAIL PARK FY22	200,000.00	0.00	0.00	200,000.00	0.00
300-6211-54.12000-PR2208	BEE HAVEN INITIATIVE	50,000.00	0.00	0.00	50,000.00	0.00
300-6211-54.23100-PR2112	SIGNS	50,000.00	0.00	0.00	50,000.00	0.00
300-6211-54.23100-PR2114	WRP MEMORIAL	73,519.11	0.00	0.00	73,519.11	0.00
Total Dept 6211 - PARKS		1,988,010.47	207,933.84	68,090.32	1,780,076.63	10.46
Dept 6212 - POOLS						
300-6212-54.12000-PR2203	POOL IMPROVEMENTS FY22	90,000.00	0.00	0.00	90,000.00	0.00
Total Dept 6212 - POOLS		90,000.00	0.00	0.00	90,000.00	0.00
Dept 7210 - COMMUNITY DEVELOPMENT						
300-7210-52.12000-CD2113	PROFESSIONAL SERVICES	24,080.00	0.00	0.00	24,080.00	0.00
300-7210-54.24000-CD2006	COMPUTER/SOFTWARE	7,603.72	0.00	0.00	7,603.72	0.00
Total Dept 7210 - COMMUNITY DEVELOPMENT		31,683.72	0.00	0.00	31,683.72	0.00
Dept 7520 - ECONOMIC DEV / DDA						
300-7520-52.12000-ED2001	PROFESSIONAL SERVICES	163,968.59	0.00	0.00	163,968.59	0.00
300-7520-52.12000-ED2005	PROFESSIONAL SERVICES	10,000.00	4,633.50	0.00	5,366.50	46.34
Total Dept 7520 - ECONOMIC DEV / DDA		173,968.59	4,633.50	0.00	169,335.09	2.66
TOTAL EXPENDITURES		10,798,771.00	1,382,585.21	366,790.71	9,416,185.79	12.80
Fund 300 - CAPITAL:						
TOTAL REVENUES		6,703,910.00	61,212.52	42,557.83	6,642,697.48	0.91
TOTAL EXPENDITURES		10,798,771.00	1,382,585.21	366,790.71	9,416,185.79	12.80
NET OF REVENUES & EXPENDITURES		(4,094,861.00)	(1,321,372.69)	(324,232.88)	(2,773,488.31)	32.27

PERIOD ENDING 09/30/2021

% Fiscal Year Completed: 25.21

\*NOTE: Available Balance / Pct Budget Used does not reflect amounts encumbered.

GL NUMBER	DESCRIPTION	2021-22 AMENDED BUDGET	YTD BALANCE 09/30/2021	ACTIVITY FOR MONTH 09/30/2021	AVAILABLE BALANCE	% BDGT USED
Fund 320 - SPLOST FUND						
Revenues						
Dept 0000 - NON DEPARTMENTAL						
320-0000-31.32000	SPLOST - ROADS & DRAINAGE	3,380,000.00	741,577.27	325,438.11	2,638,422.73	21.94
320-0000-31.32001	SPLOST - SIDEWALKS & TRAILS	1,040,000.00	228,177.61	100,134.80	811,822.39	21.94
320-0000-31.32003	SPLOST - SITE IMPROVEMENTS PARKS	780,000.00	171,133.23	75,101.11	608,866.77	21.94
Total Dept 0000 - NON DEPARTMENTAL		5,200,000.00	1,140,888.11	500,674.02	4,059,111.89	21.94
TOTAL REVENUES		5,200,000.00	1,140,888.11	500,674.02	4,059,111.89	21.94
Expenditures						
Dept 0000 - NON DEPARTMENTAL						
320-0000-57.90000-SP2016	CONTINGENCIES	97,208.46	0.00	0.00	97,208.46	0.00
Total Dept 0000 - NON DEPARTMENTAL		97,208.46	0.00	0.00	97,208.46	0.00
Dept 4200 - HIGHWAYS AND STREETS						
320-4200-52.12000-SP2103	PROGRAM MANAGEMENT	122,904.32	23,675.66	10,842.70	99,228.66	19.26
320-4200-52.12000-SP2205	PROGRAM MANAGEMENT FY22	309,400.00	0.00	0.00	309,400.00	0.00
320-4200-54.14000-SP1907	TUCKER STREETSCAPES	366,641.50	0.00	0.00	366,641.50	0.00
320-4200-54.14000-SP2002	INFRASTRUCTURE - RESURFACING	110,512.85	0.00	0.00	110,512.85	0.00
320-4200-54.14000-SP2003	INFRASTRUCTURE - RESURFACING	25,140.94	7,890.00	0.00	17,250.94	31.38
320-4200-54.14000-SP2004	INFRASTRUCTURE - RESURFACING	17,000.00	0.00	0.00	17,000.00	0.00
320-4200-54.14000-SP2005	INFRASTRUCTURE - RESURFACING	200,000.00	0.00	0.00	200,000.00	0.00
320-4200-54.14000-SP2006	INFRASTRUCTURE - RESURFACING	0.04	0.00	0.00	0.04	0.00
320-4200-54.14000-SP2007	INFRASTRUCTURE - RESURFACING	6,247.60	0.00	0.00	6,247.60	0.00
320-4200-54.14000-SP2102	MAJOR ROAD IMPROVEMENTS	370,515.61	9,107.14	4,637.29	361,408.47	2.46
320-4200-54.14000-SP2104	QUICK RESPONSE PROJECTS	303,978.00	37,926.00	23,347.80	266,052.00	12.48
320-4200-54.14000-SP2201	INFRASTRUCTURE - ROADS	2,200,380.00	0.00	0.00	2,200,380.00	0.00
320-4200-54.14000-SP2203	QUICK RESPONSE FY22	314,340.00	0.00	0.00	314,340.00	0.00
320-4200-54.14000-SP2204	MAJOR ROAD IMPROVEMENTS FY22	628,680.00	0.00	0.00	628,680.00	0.00
Total Dept 4200 - HIGHWAYS AND STREETS		4,975,740.86	78,598.80	38,827.79	4,897,142.06	1.58
Dept 4224 - SIDEWALKS						
320-4224-52.12000-SP1905	KAISEN-TRAIL MASTER PLAN	4,999.50	0.00	0.00	4,999.50	0.00
320-4224-54.14000-SP1906	SIDEWALKS	4,801.00	0.00	0.00	4,801.00	0.00
320-4224-54.14000-SP1908	SIDEWALKS	22,398.51	0.00	0.00	22,398.51	0.00
320-4224-54.14000-SP2009	TRAIL MODEL PROJECT	818,155.20	4,512.50	4,512.50	813,642.70	0.55
320-4224-54.14000-SP2105	TRAIL PROJECTS	947,607.00	0.00	0.00	947,607.00	0.00
320-4224-54.14000-SP2202	TRAILS FY22	967,200.00	0.00	0.00	967,200.00	0.00
Total Dept 4224 - SIDEWALKS		2,765,161.21	4,512.50	4,512.50	2,760,648.71	0.16
Dept 6210 - PARKS & RECREATION						
320-6210-52.12000-SP2011	ENGINEERING SERVICES	8,460.00	0.00	0.00	8,460.00	0.00
320-6210-52.12000-SP2106	ENGINEERING SERVICES - PARK CONST PROJ	25,000.00	12,236.40	0.00	12,763.60	48.95
320-6210-52.12000-SP2107	PROGRAM/PROJECT MGMT	37,500.00	0.00	0.00	37,500.00	0.00
320-6210-54.12000-SP1910	SITE IMPROVEMENTS	131,498.81	17,750.00	3,750.00	113,748.81	13.50
320-6210-54.12000-SP1911	RENOVATE GYMNASIUM	2,319.50	0.00	0.00	2,319.50	0.00



PERIOD ENDING 09/30/2021

% Fiscal Year Completed: 25.21

\*NOTE: Available Balance / Pct Budget Used does not reflect amounts encumbered.

GL NUMBER	DESCRIPTION	2021-22 AMENDED BUDGET	YTD BALANCE 09/30/2021	ACTIVITY FOR MONTH 09/30/2021	AVAILABLE BALANCE	% BGD USED
Fund 320 - SPLOST FUND						
Expenditures						
320-6210-54.12000-SP1914	TRAILS PROGRAM	50,000.00	26,175.00	0.00	23,825.00	52.35
320-6210-54.12000-SP1917	PRIORITY PROJECTS - MASTER PLAN	212,230.33	15,000.00	15,000.00	197,230.33	7.07
320-6210-54.12000-SP2012	SPORTS FIELD LIGHTING	225,000.00	0.00	0.00	225,000.00	0.00
320-6210-54.12000-SP2013	PARKS RESTROOMS	200,000.00	0.00	0.00	200,000.00	0.00
320-6210-54.12000-SP2014	PARKING LOTS - NEW/RE-TOP	83,350.00	0.00	0.00	83,350.00	0.00
320-6210-54.13000-SP2208	TRC IMPROVEMENTS FY22	150,000.00	7,921.29	0.00	142,078.71	5.28
Total Dept 6210 - PARKS & RECREATION		1,125,358.64	79,082.69	18,750.00	1,046,275.95	7.03
Dept 6211 - PARKS						
320-6211-54.12000-SP2108	SPORTS FIELD LIGHTING	212,500.00	0.00	0.00	212,500.00	0.00
320-6211-54.12000-SP2109	PARKING LOTS - PARKS	200,000.00	24,733.75	24,733.75	175,266.25	12.37
320-6211-54.12000-SP2110	J HOMESTEAD RESTORATION	50,000.00	0.00	0.00	50,000.00	0.00
320-6211-54.12000-SP2111	SECURITY CAMERAS	25,000.00	0.00	0.00	25,000.00	0.00
320-6211-54.12000-SP2206	FITZGERALD PARK IMP FY22	500,000.00	0.00	0.00	500,000.00	0.00
320-6211-54.12000-SP2209	ROSENFELD PARKING LOT IMP FY22	40,000.00	0.00	0.00	40,000.00	0.00
Total Dept 6211 - PARKS		1,027,500.00	24,733.75	24,733.75	1,002,766.25	2.41
Dept 6212 - POOLS						
320-6212-54.12000-SP2112	POOL RENOVATIONS	95,709.55	0.00	0.00	95,709.55	0.00
320-6212-54.12000-SP2207	SPLASH PAD IMPROVEMENTS FY22	90,000.00	0.00	0.00	90,000.00	0.00
Total Dept 6212 - POOLS		185,709.55	0.00	0.00	185,709.55	0.00
TOTAL EXPENDITURES		10,176,678.72	186,927.74	86,824.04	9,989,750.98	1.84
Fund 320 - SPLOST FUND:						
TOTAL REVENUES		5,200,000.00	1,140,888.11	500,674.02	4,059,111.89	21.94
TOTAL EXPENDITURES		10,176,678.72	186,927.74	86,824.04	9,989,750.98	1.84
NET OF REVENUES & EXPENDITURES		(4,976,678.72)	953,960.37	413,849.98	(5,930,639.09)	19.17
TOTAL REVENUES - ALL FUNDS						
TOTAL REVENUES - ALL FUNDS		35,985,648.50	9,596,299.86	1,474,789.48	26,389,348.64	26.67
TOTAL EXPENDITURES - ALL FUNDS						
TOTAL EXPENDITURES - ALL FUNDS		45,107,188.22	3,821,584.17	1,339,969.73	41,285,604.05	8.47
NET OF REVENUES & EXPENDITURES		(9,121,539.72)	5,774,715.69	134,819.75	(14,896,255.41)	63.31

**September 2021  
Capital Projects**

Department	Dept Number	Fund	Acct	Project Number	Project Description	Year	Revised Budget	Prior Expenditures	YTD Expenditures	Monthly Expenditures	Encumbrances	Available Budget
City Manager	1320	300	54.11000	CM2003	Land Purchases	2020	310,335.00	237,082.06	3,500.00	-	-	69,752.94
City Manager	1320	300	54.11000	CM2004	Site Improvements	2020	100,000.00	42,957.39	17,529.53	4,361.04	-	39,513.08
City Manager	1320	300	54.11000	CM2201	Old Library Site Improvements	2022	200,000.00	-	106,604.38	-	-	93,395.62
City Manager	1320	300	54.11000	CM2202	Land Acquisition	2022	300,000.00	-	-	-	-	300,000.00
City Clerk	1330	300	54.24000	CC2101	New Meeting Management Software	2021	30,000.00	12,645.00	-	-	-	17,355.00
City Clerk	1330	300	54.24000	CC2201	BS&A Human Resource Software	2022	36,355.00	-	20,900.00	20,900.00	-	15,455.00
Finance	1510	300	54.24000	FN2101	BS&A Software Module	2021	19,000.00	16,645.00	-	-	-	2,355.00
IT	1535	300	54.24000	IT2010	Court - Security Cameras, Panic Buttons, Door Lc	2020	42,000.00	36,549.95	-	-	-	5,450.05
IT	1535	300	54.24000	IT2101	Computer Replacement	2021	89,100.00	29,060.56	-	-	-	60,039.44
Communications	1570	300	52.12000	CO2201	Website Redesign	2022	35,000.00	-	-	-	-	35,000.00
Court	2650	300	54.24000	CT2101	E Ticket Software	2021	50,000.00	-	-	-	-	50,000.00
Court	2650	300	54.23000	CT2201	Kiosk	2022	10,000.00	-	-	-	-	10,000.00
Court	2650	300	54.23000	CT2202	FingerPrint Machine	2022	15,000.00	-	-	-	-	15,000.00
City Engineer	4100	300	54.14000	CE2005	Infrastructure Roads	2020	12,249.00	-	-	-	12,249.00	-
City Engineer	4100	300	54.14000	CE2006	MARTA Bus Pads	2020	50,000.00	49,323.00	-	-	-	677.00
City Engineer	4100	300	54.14000	CE2102	Resurfacing	2021	1,043,233.18	576,305.88	224,948.50	-	-	241,978.80
City Engineer	4100	300	52.12000	CE2103	Program Management	2021	50,000.00	42,639.14	5,261.90	2,551.24	-	2,098.96
City Engineer	4100	300	54.12000	CE2104	Lawrenceville Hwy @ I-285 Landscape Project	2021	100,000.00	-	-	-	-	100,000.00
City Engineer	4100	300	54.12000	CE2105	Tucker Streetscape Landscaping	2021	150,000.00	12,100.00	-	-	1,950.00	135,950.00
City Engineer	4100	300	54.12000	CE2106	Tucker Streetscape Streetlights	2021	250,000.00	233,502.00	-	-	-	16,498.00
City Engineer	4224	300	54.14000	CE2108	Sidewalk - Various Locations	2021	452,676.14	323,113.00	-	-	-	129,563.14
City Engineer	4100	300	54.14000	CE2109	Smoke Rise Elementary School Road Imp	2021	1,326,032.64	812,680.26	696,394.48	250,865.61	-	(183,042.10) B/A to follow
City Engineer	4100	300	52.12000	CE2110	Engineering Design/Studies	2021	50,000.00	22,412.50	2,245.00	-	15,447.50	9,895.00
City Engineer	4100	300	54.12000	CE2201	Chamblee-Tucker Road Imp	2022	1,500,000.00	-	-	-	-	1,500,000.00
City Engineer	4100	300	52.12000	CE2202	Intersection Raddii	2022	100,000.00	-	-	-	-	100,000.00
City Engineer	4100	300	54.14000	CE2203	Marta Bus Pads FY22	2022	100,000.00	-	-	-	-	100,000.00
City Engineer	4100	300	54.14000	CE2204	Resurfacing FY22	2022	1,860,000.00	-	-	-	-	1,860,000.00
City Engineer	4224	300	54.14000	CE2205	Sidewalks FY22	2022	509,910.00	-	-	-	-	509,910.00
City Engineer	4100	300	52.12000	CE2206	Program Management	2022	50,000.00	-	-	-	-	50,000.00
City Engineer	4100	300	52.12000	CE2207	Design Services	2022	50,000.00	-	-	-	-	50,000.00
City Engineer	4100	300	54.12000	CE2208	Fellowship @ Idlewood	2022	100,000.00	-	-	-	-	100,000.00
City Engineer	4100	300	54.12000	CE2209	Rosser Road	2022	904,425.40	-	-	-	-	904,425.40
City Engineer	4100	300	52.12000	CE2210	Safety Study Hugh Howell Road	2022	100,000.00	-	-	-	-	100,000.00
Parks & Recreation	6210	300	54.23000	PR1911	Weight Room Equipment	2019	25,000.00	22,770.78	2,319.50	-	-	(90.28)
Parks & Recreation	6210	300	52.12000	PR1913	Signage	2019	75,000.00	-	62,500.00	-	-	12,500.00
Parks & Recreation	6210	300	52.12000	PR2006	Trails	2020	0.01	-	-	-	-	0.01 Transfer Grant Money to Project
Parks & Recreation	6210	300	52.12000	PR2007	Dog Park (Montreal)	2020	50,000.00	3,195.00	-	-	-	46,805.00
Parks & Recreation	6210	300	52.12000	PR2010	Park Improvements	2020	580,796.00	321,563.39	-	-	-	259,232.61
Parks & Recreation	6210	300	54.20000	PR2012	Portable Gymnastic	2020	50,000.00	16,015.94	6,367.08	4,750.00	-	27,616.98
Parks & Recreation	6210	300	54.23100	PR2014	Signage	2020	20,000.00	12,880.89	-	-	-	7,119.11
Parks & Recreation	6211	300	54.12000	PR2101	Pier/Dock (Repair/Addition) and Trails	2021	50,000.00	-	-	-	-	50,000.00
Parks & Recreation	6211	300	54.12000	PR2102	Playgrounds	2021	106,250.00	-	8,280.00	8,280.00	-	97,970.00
Parks & Recreation	6210	300	54.13000	PR2103	TRC Renovations	2021	50,000.00	46,735.47	550.00	-	-	2,714.53
Parks & Recreation	6211	300	52.12000	PR2104	Parks & Rec Studies	2021	25,000.00	-	-	-	-	25,000.00

Department	Dept Number	Fund	Acct	Project Number	Project Description	Year	Revised Budget	Prior Expenditures	YTD Expenditures	Monthly Expenditures	Encumbrances	Available Budget	
Parks & Recreation	6211	300	52.12000	PR2105	Park Construction Plans	2021	69,464.00	11,740.92	50,007.52	50,007.52	-	7,715.56	
Parks & Recreation	6211	300	52.12000	PR2106	Park Master Plan Studies	2021	60,000.00	-	-	-	-	60,000.00	
Parks & Recreation	6210	300	52.12000	PR2107	Program/Project Management	2021	25,000.00	900.00	9,022.50	3,397.50	-	15,077.50	
Parks & Recreation	6211	300	54.12000	PR2108	Park Fencing	2021	50,000.00	-	-	-	-	50,000.00	
Parks & Recreation	6211	300	54.12000	PR2109	Trails	2021	71,604.00	-	11,050.00	11,050.00	-	60,554.00	
Parks & Recreation	6211	300	54.12000	PR2110	Dog Parks	2021	30,000.00	25,443.23	-	-	-	4,556.77	
Parks & Recreation	6211	300	54.23100	PR2112	Signs	2021	50,000.00	-	-	-	-	50,000.00	
Parks & Recreation	6211	300	54.12000	PR2113	Hotel/Motel Tax for Project	2021	148,446.00	-	67,908.00	12,530.00	55,387.00	25,151.00	Transfer H/M Monies
Parks & Recreation	6211	300	54.23100	PR2114	Parks Memorial (WRP Memorial)	2021	80,900.00	7,380.89	-	-	-	73,519.11	Amendment#2 \$40,000
Parks & Recreation	6211	300	54.12000	PR2115	Peters Park Improvements (Comm. Jester)	2021	50,000.00	17,848.97	5,085.00	-	-	27,066.03	
Parks & Recreation	6211	300	54.12000	PR2116	J. Homestead Temp Shoring (DeKalb Cont)	2021	98,760.48	-	-	-	-	98,760.48	
Parks & Recreation	6211	300	54.12000	PR2201	Fitzgerald Park Improvements	2022	500,000.00	-	36,230.32	36,230.32	-	463,769.68	
Parks & Recreation	6211	300	54.12000	PR2202	General Park Improvements	2022	30,000.00	-	-	-	-	30,000.00	
Parks & Recreation	6212	300	54.12000	PR2203	Pool Improvements	2022	90,000.00	-	-	-	-	90,000.00	
Parks & Recreation	6211	300	54.12000	PR2204	Sports Field Lighting	2022	200,000.00	-	-	-	-	200,000.00	
Parks & Recreation	6211	300	54.12000	PR2205	Tennis Court Improvements	2022	90,000.00	-	-	-	-	90,000.00	
Parks & Recreation	6211	300	54.12000	PR2206	Trail Improvements	2022	90,000.00	-	-	-	-	90,000.00	
Parks & Recreation	6211	300	54.12000	PR2207	Cofer Trail Park	2022	200,000.00	-	-	-	-	200,000.00	
Parks & Recreation	6211	300	54.12000	PR2208	Bee-Haven Initiative	2022	50,000.00	-	-	-	-	50,000.00	
Community Development	7210	300	54.24000	CD2006	Computer/Software	2020	15,000.00	7,396.28	-	-	-	7,603.72	
Community Development	7210	300	52.12000	CD2113	Scanning Project	2021	24,080.00	-	-	-	-	24,080.00	
Economic Development	7520	300	52.12000	ED2001	Northlake Master Plan	2020	170,000.00	6,031.41	-	-	-	163,968.59	
Economic Development	7520	300	52.12000	ED2005	Economic Development Video	2020	10,000.00	-	4,633.50	-	-	5,366.50	
Contingency	1513	300	57.90000	OC2001	Contingencies	2020	506,060.15	-	-	-	-	506,060.15	
							13,736,677.00	2,946,918.91	1,341,337.21	404,923.23	85,033.50	9,363,387.38	
City Engineer	4224	320	54.14000	SP1905	Kaisen-Trail Master Plan	2019	4,999.50	-	-	-	5,000.00	(0.50)	Release PO?
City Engineer	4224	320	54.14000	SP1906	Sidewalks	2019	235,452.00	230,651.00	-	-	-	4,801.00	
City Engineer	4200	320	54.14000	SP1907	Tucker Streetscape	2019	580,000.00	213,358.50	-	-	-	366,641.50	
City Engineer	4224	320	54.14000	SP1908	Sidewalks and Trails	2019	358,000.00	335,601.49	-	-	3,700.00	18,698.51	
City Engineer	4200	320	54.14000	SP2002	Resurfacing	2020	2,269,270.00	2,158,757.15	-	-	110,512.85	-	Release PO?
City Engineer	4200	320	54.14000	SP2003	Quick Response	2020	324,182.00	299,041.06	7,890.00	-	27,450.40	(10,199.46)	
City Engineer	4200	320	54.14000	SP2004	MIB Corridor Studgy	2020	67,000.00	50,000.00	-	-	-	17,000.00	
City Engineer	4200	320	54.14000	SP2005	MIB @ US 78 Engineering Design	2020	200,000.00	-	-	-	-	200,000.00	
City Engineer	4200	320	54.14000	SP2006	Resurfacing	2020	0.04	-	-	-	-	0.04	
City Engineer	4200	320	54.14000	SP2007	Chamblee Tucker Road Speed Study	2020	30,000.00	23,752.40	-	-	-	6,247.60	
City Engineer	4224	320	54.14000	SP2009	Trail Model Project	2020	947,607.00	129,451.80	4,512.50	4,512.50	-	813,642.70	
City Engineer	4200	320	54.14000	SP2102	Major Road Improvements	2021	450,445.00	79,929.39	9,107.14	4,637.29	-	361,408.47	
City Engineer	4200	320	52.12000	SP2103	Program Management	2021	307,380.00	184,475.68	23,675.66	10,842.70	-	99,228.66	
City Engineer	4200	320	54.14000	SP2104	Quick Response Projects	2021	324,183.00	20,205.00	37,926.00	23,347.80	40,695.20	225,356.80	
City Engineer	4224	320	54.14000	SP2105	Trail Projects	2021	947,607.00	-	-	-	-	947,607.00	
City Engineer	4200	320	54.14000	SP2201	Infrastructure Roads	2022	2,200,380.00	-	-	-	-	2,200,380.00	
City Engineer	4224	320	54.14000	SP2202	Trails FY22	2022	967,200.00	-	-	-	-	967,200.00	
City Engineer	4200	320	54.14000	SP2203	Quick Response FY22	2022	314,340.00	-	-	-	-	314,340.00	
City Engineer	4200	320	54.14000	SP2204	Major Road Improvements	2022	628,680.00	-	-	-	-	628,680.00	
City Engineer	4200	320	52.12000	SP2205	Program Management FY22	2022	309,400.00	-	-	-	-	309,400.00	
Parks & Recreation	6210	320	54.12000	SP1910	Site Improvements	2019	226,589.00	95,090.19	17,750.00	3,750.00	-	113,748.81	
Parks & Recreation	6210	320	54.12000	SP1911	Renovate Gymnasium	2019	52,466.39	50,146.89	-	-	-	2,319.50	

Department	Dept Number	Fund	Acct	Project Number	Project Description	Year	Revised Budget	Prior Expenditures	YTD Expenditures	Monthly Expenditures	Encumbrances	Available Budget
Parks & Recreation	6210	320	54.12000	SP1914	Trails Program	2019	50,000.00	-	26,175.00	-	-	23,825.00
Parks & Recreation	6210	320	54.12000	SP1917	Priority Projects - Master Plan	2019	391,000.00	178,769.67	15,000.00	15,000.00	-	197,230.33
Parks & Recreation	6210	320	52.12000	SP2011	Engineering Services	2020	25,000.00	16,540.00	-	-	-	8,460.00
Parks & Recreation	6210	320	54.12000	SP2012	Sport Field Lighting	2020	225,000.00	-	-	-	-	225,000.00
Parks & Recreation	6210	320	54.12000	SP2013	Park Restrooms	2020	200,000.00	-	-	-	-	200,000.00
Parks & Recreation	6210	320	54.12000	SP2014	Parking Lots - New/Re-Top	2020	243,709.73	160,359.73	-	-	-	83,350.00
Parks & Recreation	6210	320	52.12000	SP2106	Engineering Services (Park Const Projects)	2021	25,000.00	-	12,236.40	12,236.40	-	12,763.60
Parks & Recreation	6210	320	52.12000	SP2107	Program/Project Management	2021	37,500.00	-	-	-	-	37,500.00
Parks & Recreation	6211	320	54.12000	SP2108	Sports Field Lighting	2021	212,500.00	-	-	-	-	212,500.00
Parks & Recreation	6211	320	54.12000	SP2109	Parking Lots - Parks	2021	200,000.00	-	24,733.75	24,733.75	-	175,266.25
Parks & Recreation	6211	320	54.12000	SP2110	J. Homestead Restoration	2021	50,000.00	-	-	-	-	50,000.00
Parks & Recreation	6211	320	54.12000	SP2111	Security Cameras	2021	25,000.00	-	-	-	-	25,000.00
Parks & Recreation	6212	320	54.12000	SP2112	Pool Renovations	2021	200,000.00	104,290.45	-	-	-	95,709.55
Parks & Recreation	6211	320	54.12000	SP2206	Fitzgerald Park Imp FY22	2022	500,000.00	-	-	-	-	500,000.00
Parks & Recreation	6212	320	54.12000	SP2207	Splash Pad FY22	2022	90,000.00	-	-	-	-	90,000.00
Parks & Recreation	6210	320	54.13000	SP2208	TRC Improvements FY22	2022	150,000.00	-	7,921.29	-	-	142,078.71
Parks & Recreation	6211	320	54.12000	SP2209	Rosenfeld Parking Lot FY22	2022	40,000.00	-	-	-	-	40,000.00
Contingency		320	57.90000		Contingencies	2021	-	-	-	-	-	-
Contingency		320	57.90000	SP2016	Contingencies	2021	97,208.46	-	-	-	-	97,208.46

14,502,099.62      4,330,420.40      186,927.74      99,060.44      182,358.45      9,802,393.03